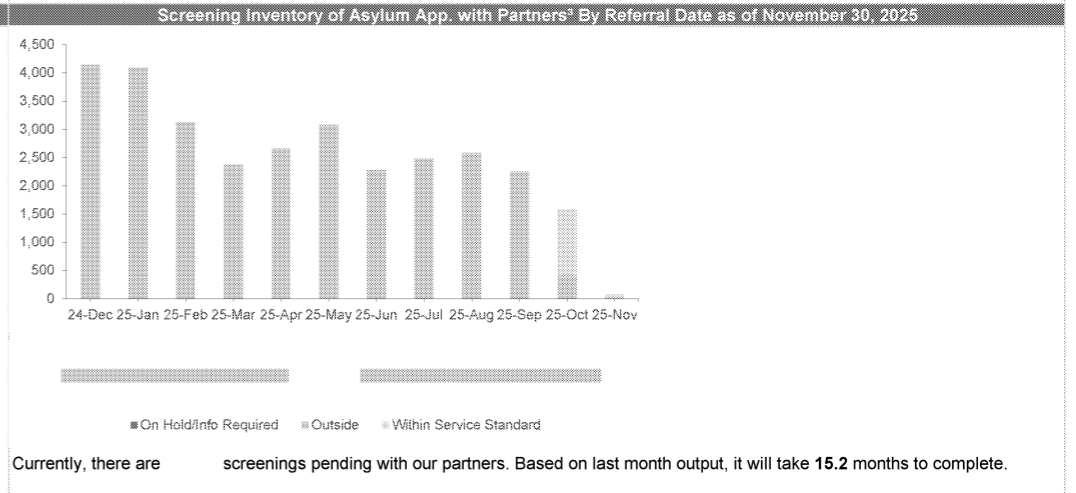
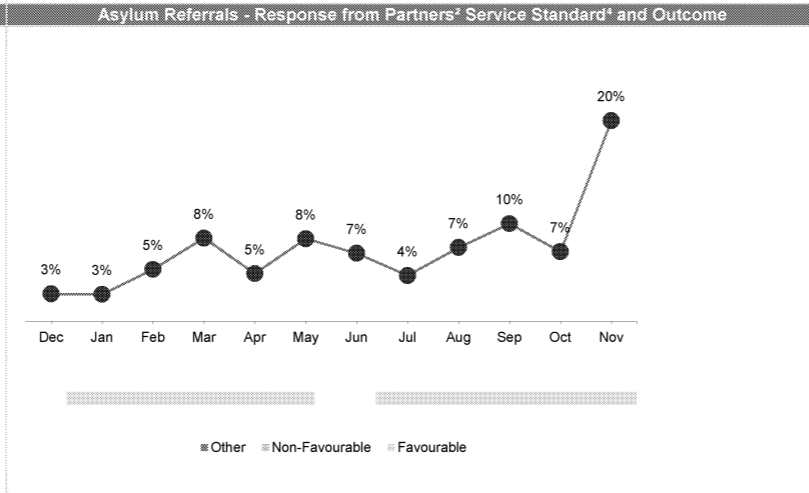
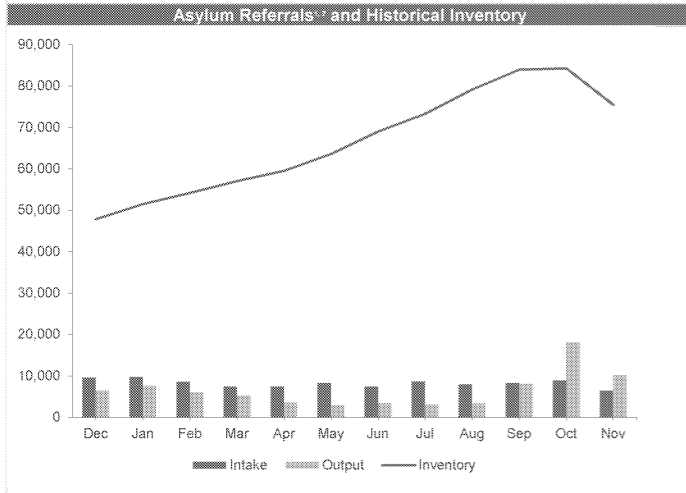
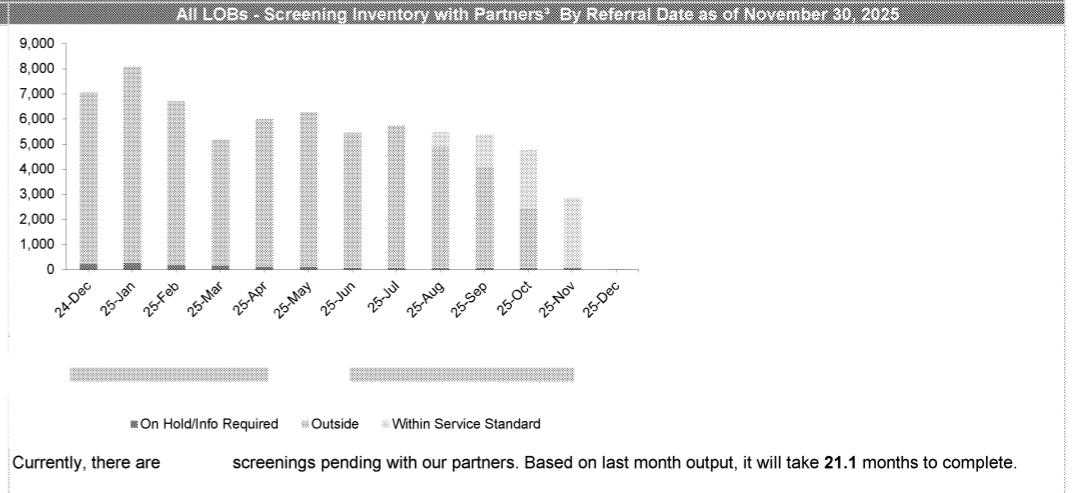
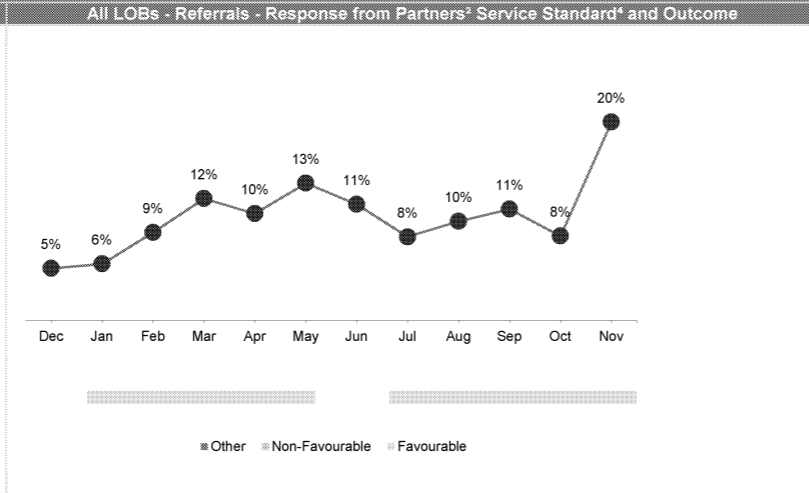
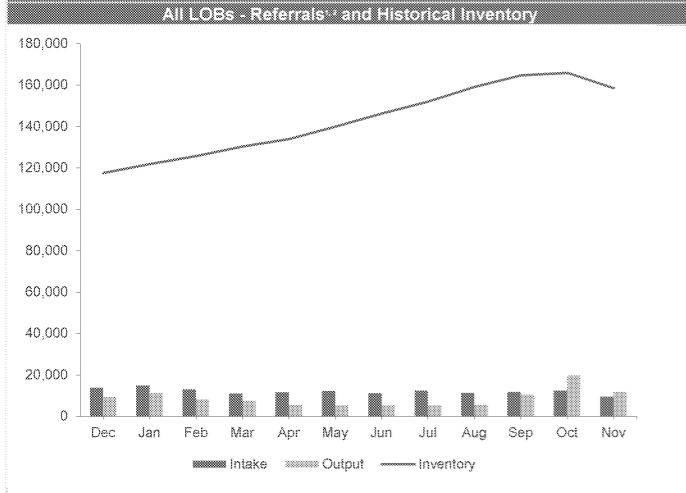


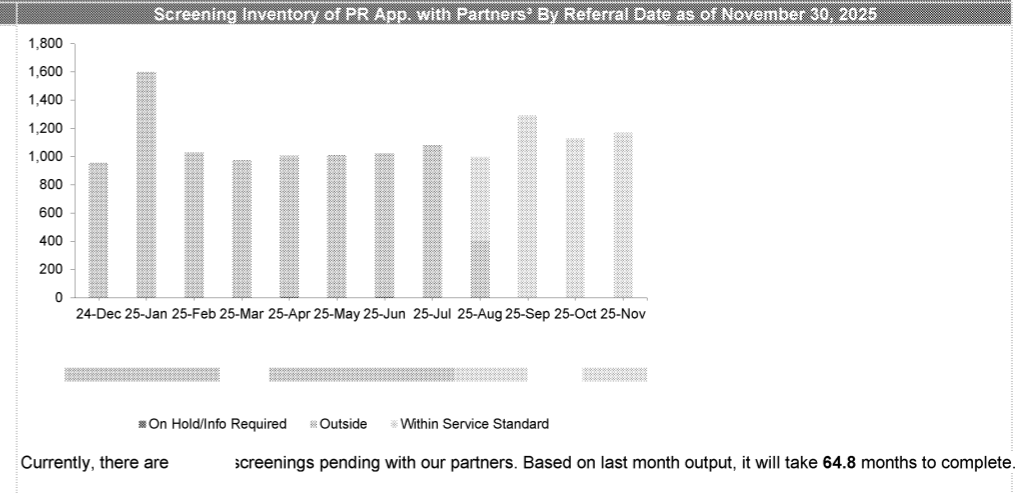
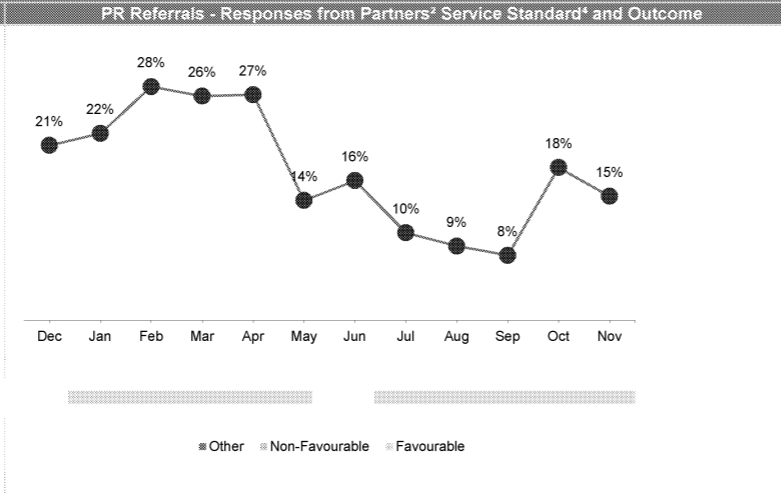
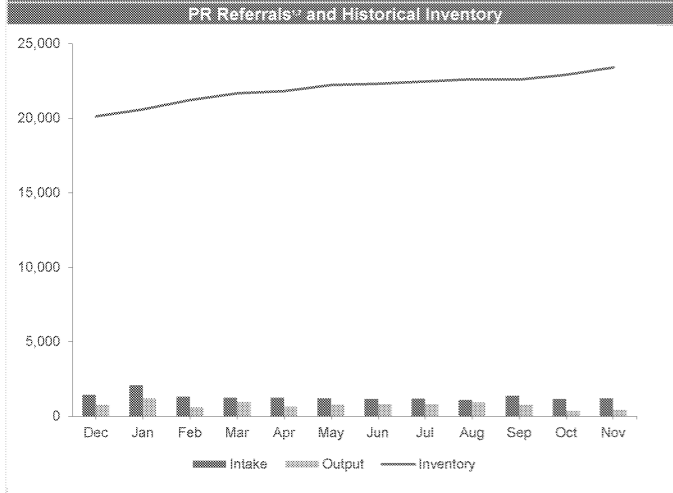
Immigration Security Screening Referral Monitoring Report - Last 12 Months - Prepared by RDB-BRIA-BIGS



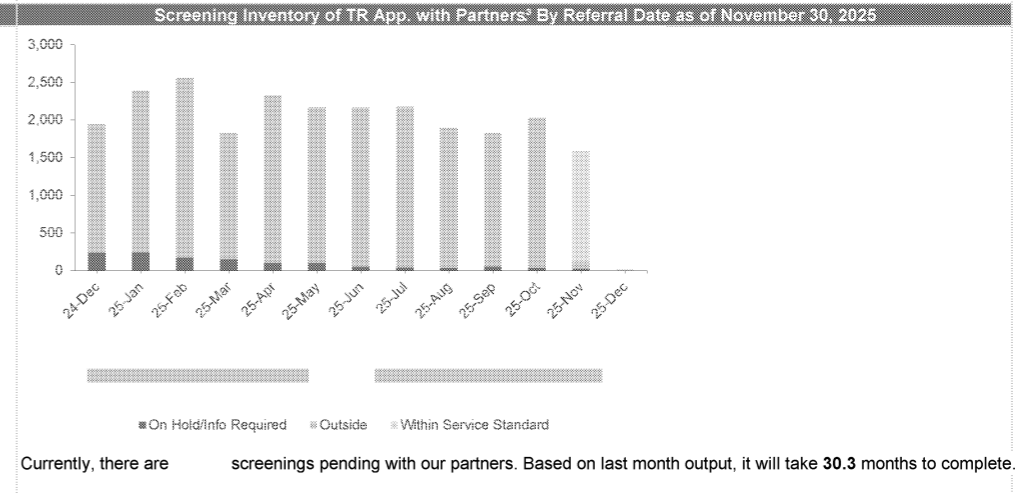
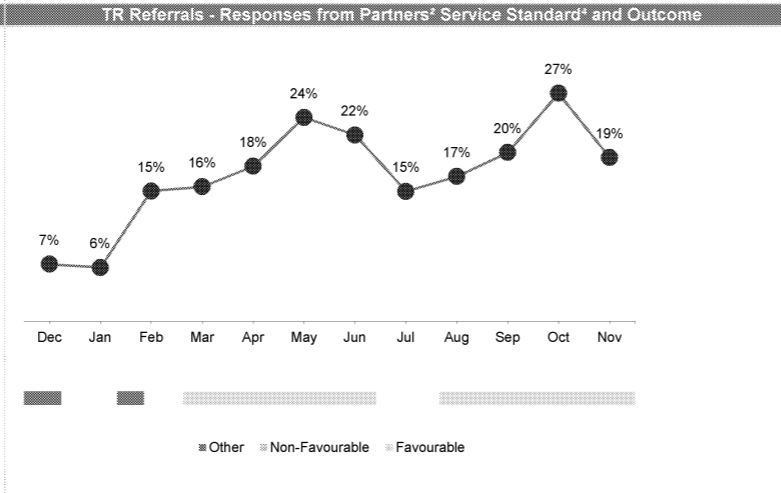
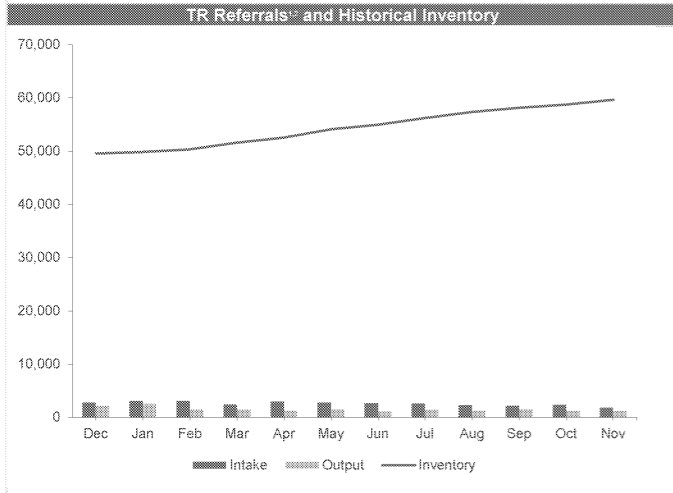
¹INTAKE - Screening Initiated to Partners: Includes all screening activities that had a status set to "Received by CBSA". Date is based on when the Status was set to "Received by CBSA". / ²OUTPUT - Response from Partners: Screenings where a decision was received by CBSA. Ex: Favourable, Inconclusive Findings, Non-Favourable, etc.. / ³INVENTORY with Partners: Security screenings currently pending with our partners (Status in "Received by CBSA", "In Progress by CBSA", "Hold" or "Information Required"). For asylum, only one screening is counted per application for that same period. ⁴Services Standard is 55 Days for Asylum, 110 Days for Permanent Resident(PR) and 28 Days for Temporary Resident (TR).

FOR OFFICIAL SCREENING NUMBERS - PLEASE CONTACT CBSA

Immigration Security Screening Referral Monitoring Report - Last 12 Months - Prepared by RDB-BRIA-BIGS



Currently, there are **64.8** screenings pending with our partners. Based on last month output, it will take **64.8** months to complete.



Currently, there are **30.3** screenings pending with our partners. Based on last month output, it will take **30.3** months to complete.

¹INTAKE - Screening Initiated to Partners: Includes all screening activities that had a status set to "Received by CBSA". Date is based on when the Status was set to "Received by CBSA". / ²OUTPUT - Response from Partners: Screenings where a decision was received by CBSA. Ex: Favourable, Inconclusive Findings, Non-Favourable, etc.. / ³INVENTORY with Partners: Security screenings currently pending with our partners (Status in "Received by CBSA", "In Progress by CBSA", "Hold" or "Information Required") . For asylum, only one screening is counted per application for that same period. ⁴Services Standard is 55 Days for Asylum, 110 Days for Permanent Resident(PR) and 28 Days for Temporary Resident (TR).

FOR OFFICIAL SCREENING NUMBERS - PLEASE CONTACT CBSA

Immigration Security Screening Referral Monitoring Report - Last 12 Months - Prepared by RDB-BRIA-BIGS						
Referrals ^{1,2} and Historical Inventory						
App Type	Date	Intake	Output	Historical Inventory		
Asylum	2024-Dec	9,588	6,435	47,887		
Asylum	2025-Jan	9,760	7,594	51,537		
Asylum	2025-Feb	8,563	6,062	54,171		
Asylum	2025-Mar	7,381	5,253	57,079		
Asylum	2025-Apr	7,396	3,533	59,539		
Asylum	2025-May	8,244	3,000	63,613		
Asylum	2025-Jun	7,414	3,362	69,086		
Asylum	2025-Jul	8,703	3,128	73,321		
Asylum	2025-Aug	7,979	3,324	79,147		
Asylum	2025-Sep	8,247	8,151	84,006		
Asylum	2025-Oct	8,897	18,096	84,285		
Asylum	2025-Nov	6,461	10,150	75,432		
PR	2024-Dec	1,441	775	20,124		
PR	2025-Jan	2,093	1,206	20,597		
PR	2025-Feb	1,319	620	21,214		
PR	2025-Mar	1,240	983	21,687		
PR	2025-Apr	1,253	661	21,834		
PR	2025-May	1,219	793	22,223		
PR	2025-Jun	1,163	825	22,312		
PR	2025-Jul	1,182	814	22,478		
PR	2025-Aug	1,095	939	22,610		
PR	2025-Sep	1,381	785	22,581		
PR	2025-Oct	1,166	383	22,903		
PR	2025-Nov	1,216	431	23,406		
TR	2024-Dec	2,764	2,177	49,559		
TR	2025-Jan	3,060	2,544	49,829		
TR	2025-Feb	3,108	1,459	50,317		
TR	2025-Mar	2,404	1,451	51,588		
TR	2025-Apr	2,988	1,263	52,574		
TR	2025-May	2,791	1,476	54,102		
TR	2025-Jun	2,613	1,101	54,951		
TR	2025-Jul	2,582	1,390	56,259		
TR	2025-Aug	2,275	1,247	57,356		
TR	2025-Sep	2,180	1,491	58,146		
TR	2025-Oct	2,361	1,200	58,767		
TR	2025-Nov	1,795	1,175	59,657		

¹INTAKE - Screening Initiated to Partners: Includes all screening activities that had a status set to "Received by CBSA". Date is based on when the Status was set to "Received by CBSA". / ²OUTPUT - Response from Partners: Screenings where a decision was received by CBSA. Ex: Favourable, Inconclusive Findings, Non-Favourable, etc.. / ³INVENTORY with Partners: Security screenings currently pending with our partners (Status in "Received by CBSA", "In Progress by CBSA", "Hold" or

FOR OFFICIAL SCREENING NUMBERS - PLEASE CONTACT CBSA

Report Compiled by RDB-BRIA-BIGS

Data is based on GCMS Data

Data source and Date: IRCC-EDW (CBR) - Refreshed December 1, 2025

For approval to release this report externally, please contact the Data Protocol Unit (DPU)

Immigration Security Screening Referral Monitoring Report - Last 12 Months - Prepared by RDB-BRIA-BIGS

Referrals - Responses from Partners² Service Standard⁴

App Type	Date	Output	Service Standard	Within Service Standard
Asylum	2024-Dec	6,435	173	3%
Asylum	2025-Jan	7,594	200	3%
Asylum	2025-Feb	6,062	308	5%
Asylum	2025-Mar	5,253	429	8%
Asylum	2025-Apr	3,533	165	5%
Asylum	2025-May	3,000	243	8%
Asylum	2025-Jun	3,362	224	7%
Asylum	2025-Jul	3,128	140	4%
Asylum	2025-Aug	3,324	241	7%
Asylum	2025-Sep	8,151	782	10%
Asylum	2025-Oct	18,096	1,235	7%
Asylum	2025-Nov	10,150	2,003	20%
PR	2024-Dec	775	160	21%
PR	2025-Jan	1,206	266	22%
PR	2025-Feb	620	171	28%
PR	2025-Mar	983	260	26%
PR	2025-Apr	661	176	27%
PR	2025-May	793	112	14%
PR	2025-Jun	825	136	16%
PR	2025-Jul	814	84	10%
PR	2025-Aug	939	82	9%
PR	2025-Sep	785	60	8%
PR	2025-Oct	383	69	18%
PR	2025-Nov	431	63	15%
TR	2024-Dec	2,177	146	7%
TR	2025-Jan	2,544	161	6%
TR	2025-Feb	1,459	224	15%
TR	2025-Mar	1,451	230	16%
TR	2025-Apr	1,263	231	18%
TR	2025-May	1,476	355	24%
TR	2025-Jun	1,101	242	22%
TR	2025-Jul	1,390	213	15%
TR	2025-Aug	1,247	213	17%
TR	2025-Sep	1,491	297	20%
TR	2025-Oct	1,200	323	27%
TR	2025-Nov	1,175	227	19%

¹INTAKE - Screening Initiated to Partners: Includes all screening activities that had a status set to "Received by CBSA". Date is based on when the Status was set to "Received by CBSA". / ²OUTPUT - Response from Partners: Screenings where a decision was received by CBSA. Ex: Favourable, Inconclusive Findings, Non-Favourable, etc. / ³INVENTORY with Partners: Security screenings currently pending with our partners (Status in "Received by CBSA", "In Progress by CBSA", "Hold" or "Information Required"). For asylum, only one screening is counted per application for that same period. ⁴Services Standard is 55 Days for Asylum, 110 Days for Permanent Resident(PR) and 28 Days for Temporary Resident (TR).

FOR OFFICIAL SCREENING NUMBERS - PLEASE CONTACT CBSA

Immigration Security Screening Referral Monitoring Report - Last 12 Months - Prepared by RDB-BRIA-BIGS

Referrals - Responses from Partners² Outcome

App Type	Outcome	Output
Asylum	Favourable	75,928
Asylum	Non-Favourable	148
Asylum	Other	1,999
PR	Favourable	8,841
PR	Non-Favourable	166
PR	Other	208
TR	Favourable	13,691
TR	Non-Favourable	472
TR	Other	3,811

¹INTAKE - Screening Initiated to Partners: Includes all screening activities that had a status set to "Received by CBSA". Date is based on when the Status was set to "Received by CBSA". / ²OUTPUT - Response from Partners: Screenings where a decision was received by CBSA. Ex: Favourable, Inconclusive Findings, Non-Favourable, etc.. / ³INVENTORY with Partners: Security screenings currently pending with our partners (Status in "Received by CBSA", "In Progress by CBSA", "Hold" or "Information Required") . For asylum, only one screening is counted per application for that same period. *Services Standard is 55 Days for Asylum, 110 Days for Permanent Resident(PR) and 28 Days for Temporary Resident (TR).

FOR OFFICIAL SCREENING NUMBERS - PLEASE CONTACT CBSA

Report Compiled by RDB-BRIA-BIGS

Data is based on GCMS Data

Data source and Date: IRCC-EDW (CBR) - Refreshed December 1, 2025

For approval to release this report externally, please contact the Data Protocol Unit (DPU)

Immigration Security Screening Referral Monitoring Report - Last 12 Months - Prepared by RDB-BRIA-BIGS

Screening Inventory with Partners³ By Referral Date as of November 30, 2025

App Type	Date	Within Service Standard	Hold/Info Required	Outside Service Standard
Asylum	2024-Dec	0	0	4,147
Asylum	2025-Jan	1	3	1
Asylum	2025-Jan	0	0	4,094
Asylum	2025-Feb	0	0	3,126
Asylum	2025-Feb	1	2	1
Asylum	2025-Mar	0	0	2,377
Asylum	2025-Mar	1	1	1
Asylum	2025-Apr	0	0	2,651
Asylum	2025-Apr	1	5	1
Asylum	2025-May	0	0	3,082
Asylum	2025-Jun	1	1	1
Asylum	2025-Jun	0	0	2,275
Asylum	2025-Jul	1	3	1
Asylum	2025-Jul	0	0	2,479
Asylum	2025-Aug	1	2	1
Asylum	2025-Aug	0	0	2,582
Asylum	2025-Sep	0	0	2,245
Asylum	2025-Sep	1	3	1
Asylum	2025-Oct	0	0	407
Asylum	2025-Oct	1	1	1
Asylum	2025-Oct	1,179	0	1
Asylum	2025-Nov	83	0	1
Asylum	2025-Nov	1	2	1
PR	2024-Dec	0	0	959
PR	2025-Jan	0	1	0
PR	2025-Jan	0	0	1,599
PR	2025-Feb	0	1	0
PR	2025-Feb	0	0	1,030
PR	2025-Mar	0	0	976
PR	2025-Mar	0	2	0
PR	2025-Apr	0	0	1,002
PR	2025-Apr	0	3	0
PR	2025-May	0	0	1,009
PR	2025-May	0	1	0
PR	2025-Jun	0	3	0
PR	2025-Jun	0	0	1,021
PR	2025-Jul	0	0	1,081
PR	2025-Jul	0	1	0
PR	2025-Aug	595	0	0
PR	2025-Aug	0	0	403

PR	2025-Sep	1,295	0	0
PR	2025-Oct	1,128	0	0
PR	2025-Nov	1,171	0	0
TR	2024-Dec	0	232	0
TR	2024-Dec	0	0	1,709
TR	2025-Jan	0	240	0
TR	2025-Jan	0	0	2,147
TR	2025-Feb	0	171	0
TR	2025-Feb	0	0	2,386
TR	2025-Mar	0	0	1,679
TR	2025-Mar	0	147	0
TR	2025-Apr	0	0	2,233
TR	2025-Apr	0	96	0
TR	2025-May	0	0	2,073
TR	2025-May	0	97	0
TR	2025-Jun	0	0	2,114
TR	2025-Jun	0	49	0
TR	2025-Jul	0	41	0
TR	2025-Jul	0	0	2,134
TR	2025-Aug	0	0	1,857
TR	2025-Aug	0	38	0
TR	2025-Sep	0	0	1,782
TR	2025-Sep	0	51	0
TR	2025-Oct	0	0	1,993
TR	2025-Oct	0	36	0
TR	2025-Nov	0	25	0
TR	2025-Nov	0	0	82
TR	2025-Nov	1,484	0	94
TR	2025-Dec	16	0	0

¹INTAKE - Screening Initiated to Partners: Includes all screening activities that had a status set to "Received by CBSA". Date is based on when the Status was set to "Received by CBSA". / ²OUTPUT - Response from Partners: Screenings where a decision was received by CBSA. Ex: Favourable, Inconclusive Findings, Non-Favourable, etc.. / ³INVENTORY with Partners: Security screenings currently pending with our partners (Status in "Received by CBSA", "In Progress by CBSA", "Hold" or "Information Required") . For asylum, only one screening is counted per application for that same period. ⁴Services Standard is 55 Days for Asylum, 110 Days for Permanent Resident(PR) and 28 Days for Temporary Resident (TR).

FOR OFFICIAL SCREENING NUMBERS - PLEASE CONTACT CBSA

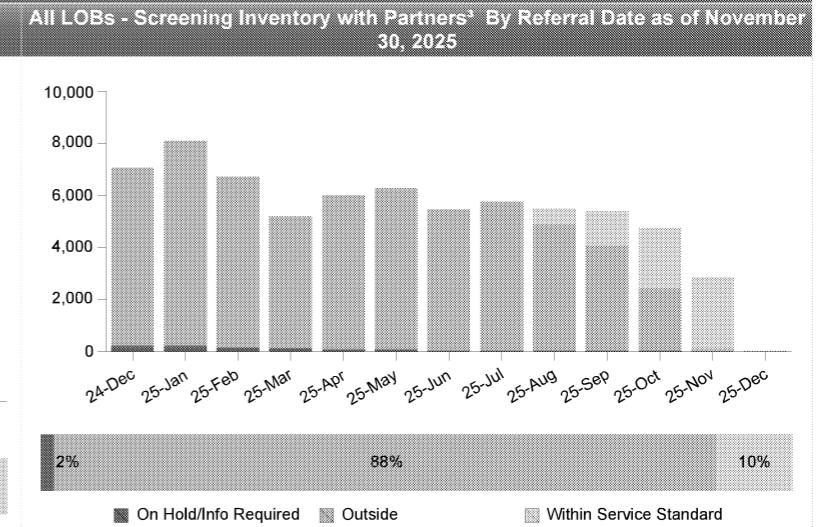
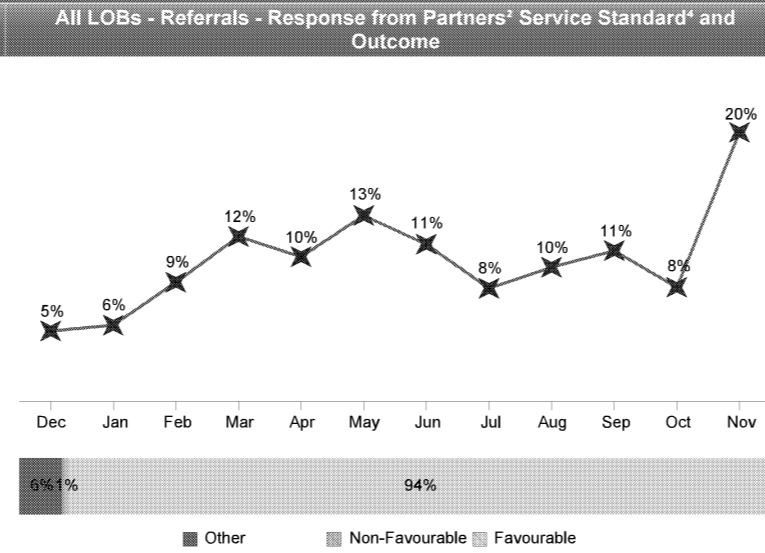
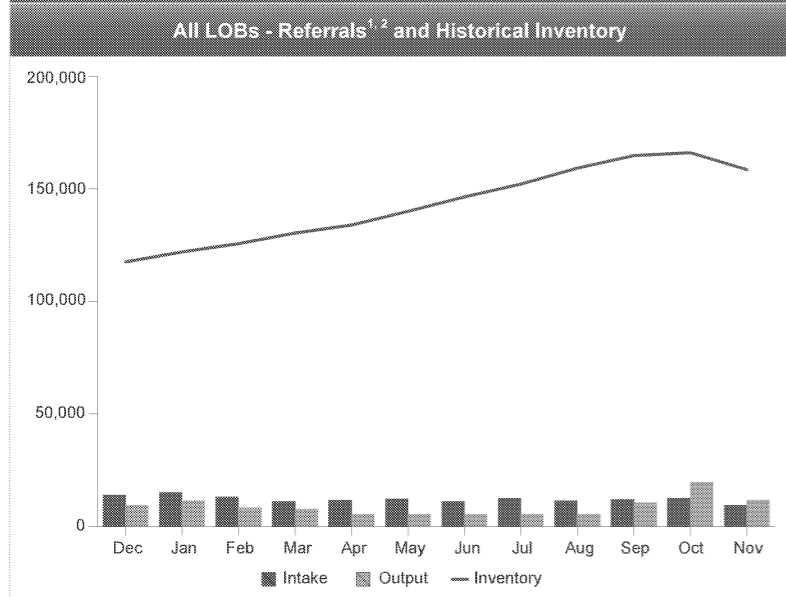
Report Compiled by RDB-BRIA-BIGS

Data is based on GCMS Data

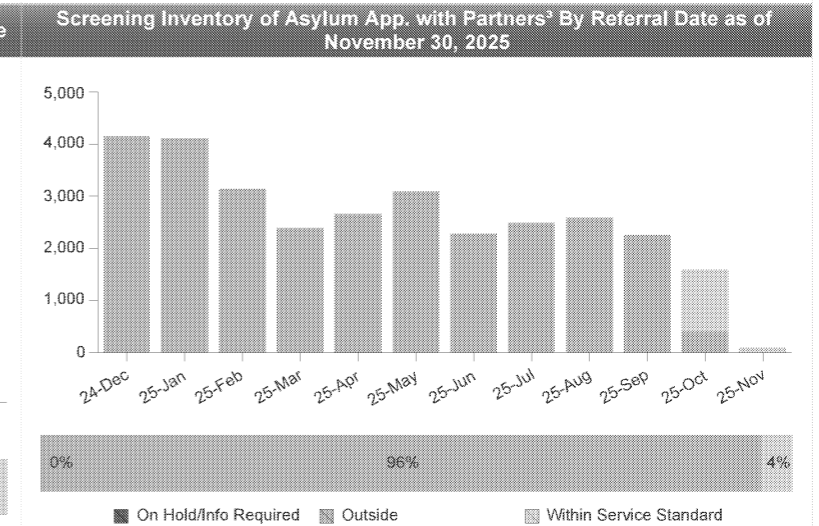
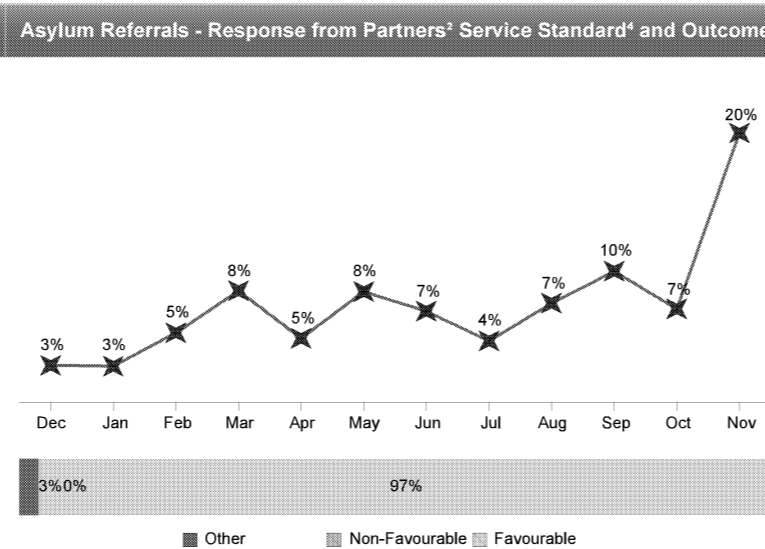
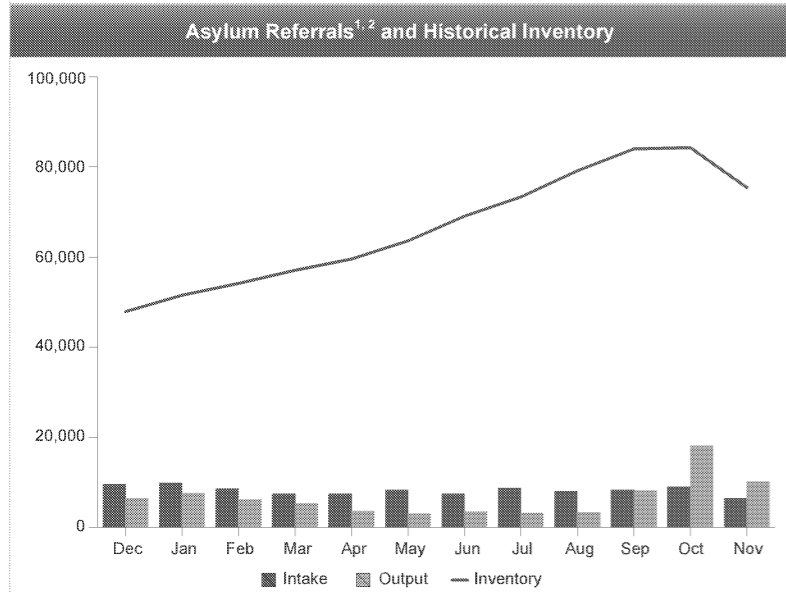
Data source and Date: IRCC-EDW (CBR) - Refreshed December 1, 2025

For approval to release this report externally, please contact the Data Protocol Unit (DPU)

Immigration Security Screening Referral Monitoring Report - Last 12 Months - Prepared by RDB-BRIA-BIGS



Currently, there are **21.1** screenings pending with our partners. Based on last month output, it will take **21.1** months to complete.



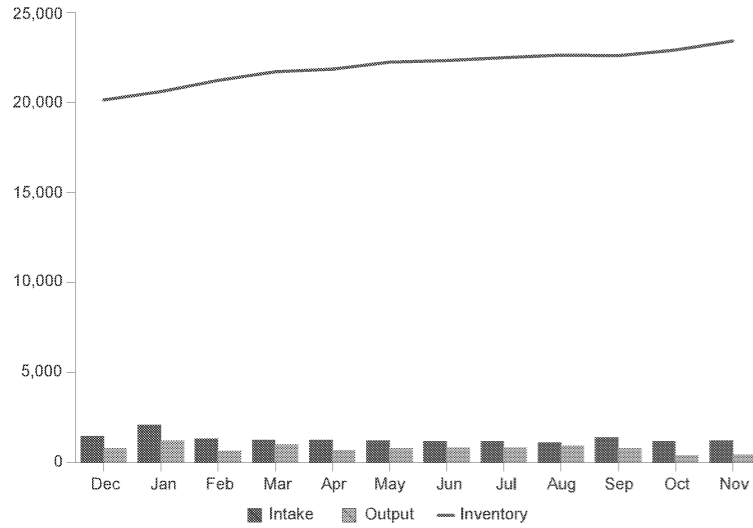
Currently, there are **15.2** screenings pending with our partners. Based on last month output, it will take **15.2** months to complete.

*INTAKE - Screening Initiated to Partners: Includes all screening activities that had a status set to "Received by CBSA". Date is based on when the Status was set to "Received by CBSA". / *OUTPUT - Response from Partners: Screenings where a decision was received by CBSA. Ex: Favourable, Inconclusive Findings, Non-Favourable, etc.. / *INVENTORY with Partners: Security screenings currently pending with our partners (Status in "Received by CBSA", "In Progress by CBSA", "Hold" or "Information Required"). For asylum, only one screening is counted per application for that same period. *Services Standard is 55 Days for Asylum, 110 Days for Permanent Resident(PR) and 28 Days for Temporary Resident (TR).

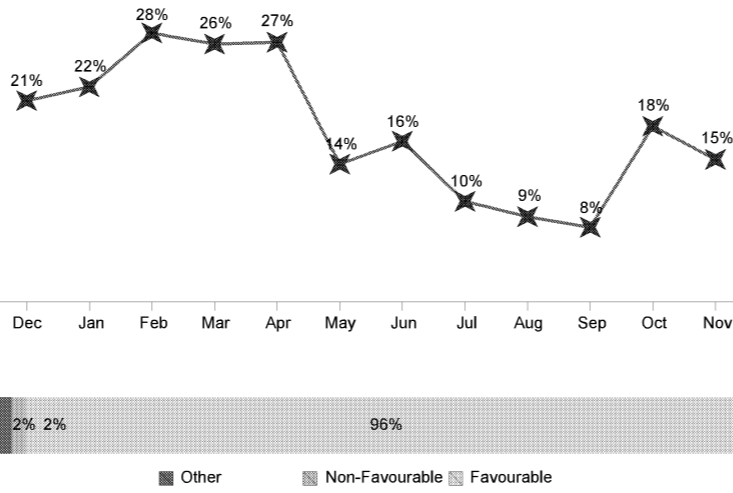
FOR OFFICIAL SCREENING NUMBERS - PLEASE CONTACT CBSA

Immigration Security Screening Referral Monitoring Report - Last 12 Months - Prepared by RDB-BRIA-BIGS

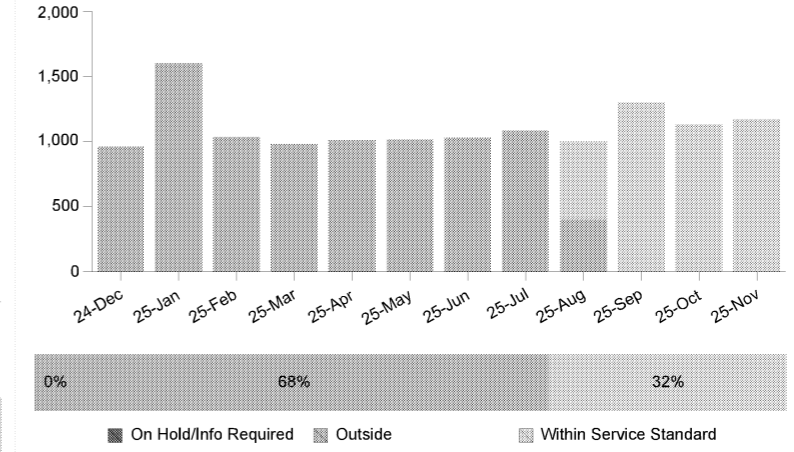
PR Referrals^{1,2} and Historical Inventory



PR Referrals - Responses from Partners² Service Standard⁴ and Outcome

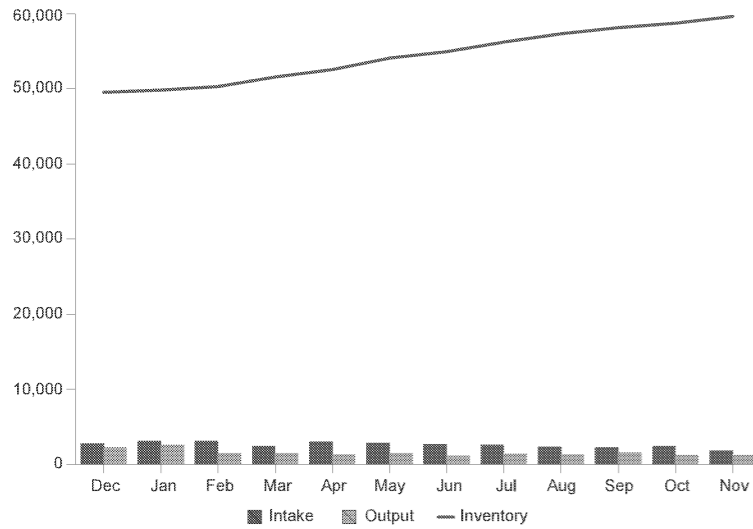


Screening Inventory of PR App. with Partners³ By Referral Date as of November 30, 2025

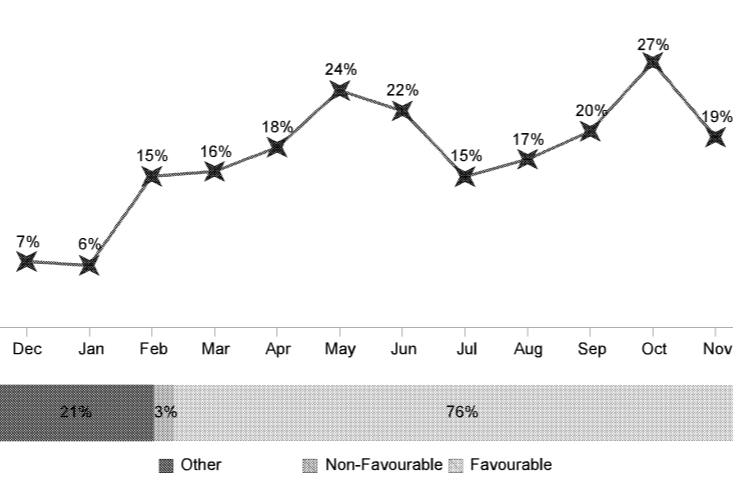


Currently, there are **64.8** screenings pending with our partners. Based on last month output, it will take **64.8** months to complete.

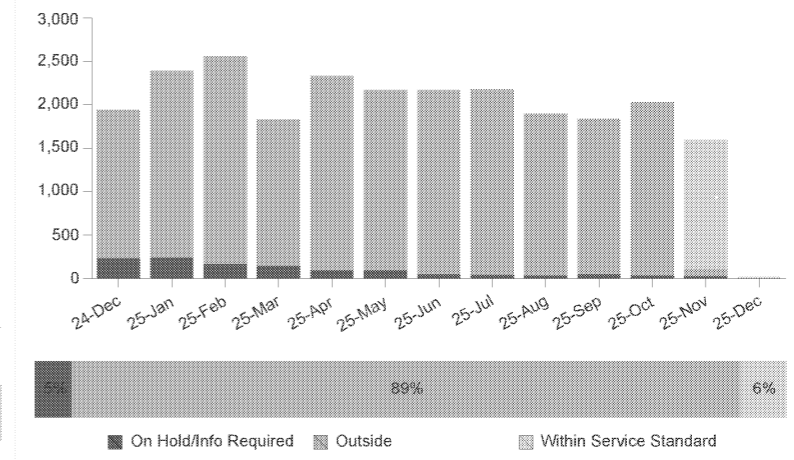
TR Referrals^{1,2} and Historical Inventory



TR Referrals - Responses from Partners² Service Standard⁴ and Outcome



Screening Inventory of TR App. with Partners³ By Referral Date as of November 30, 2025



Currently, there are **30.3** screenings pending with our partners. Based on last month output, it will take **30.3** months to complete.

*INTAKE - Screening Initiated to Partners: Includes all screening activities that had a status set to "Received by CBSA". Date is based on when the Status was set to "Received by CBSA". / *OUTPUT - Response from Partners: Screenings where a decision was received by CBSA. Ex: Favourable, Inconclusive Findings, Non-Favourable, etc. / *INVENTORY with Partners: Security screenings currently pending with our partners (Status in "Received by CBSA", "In Progress by CBSA", "Hold" or "Information Required"). For asylum, only one screening is counted per application for that same period. *Services Standard is 55 Days for Asylum, 110 Days for Permanent Resident(PR) and 28 Days for Temporary Resident (TR).

FOR OFFICIAL SCREENING NUMBERS - PLEASE CONTACT CBSA