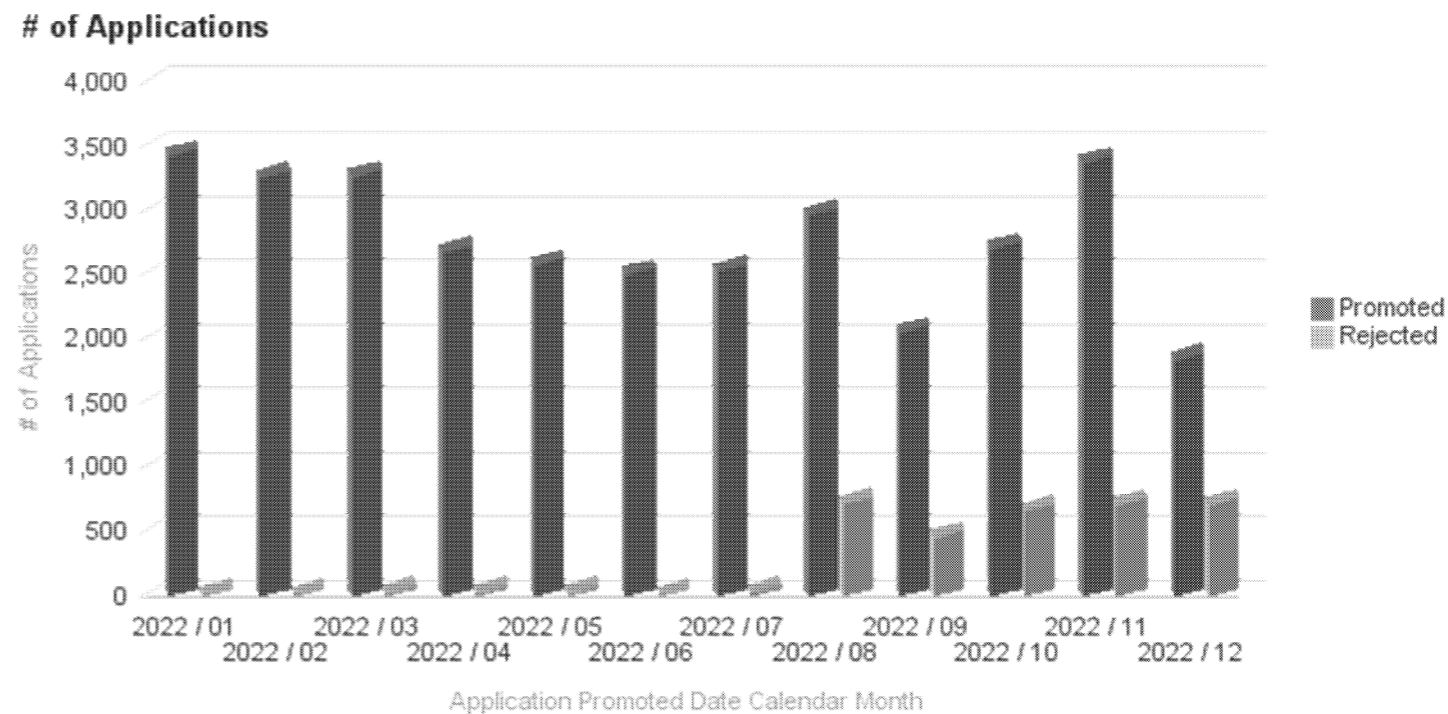


### CPC Mississauga - Inland SCLP Creations Overview

Application Promoted Date Calendar Year **2022**  
 Year

Application Promoted Date Calendar Month	# of Applications	
	Promoted	Rejected
2022 / 01	3,433	17
2022 / 02	3,265	19
2022 / 03	3,268	28
2022 / 04	2,678	27
2022 / 05	2,584	30
2022 / 06	2,504	16
2022 / 07	2,536	37
2022 / 08	2,968	723
2022 / 09	2,054	455
2022 / 10	2,707	668
2022 / 11	3,379	712
2022 / 12	1,842	714

Application Promoted Date Calendar Year **2022**

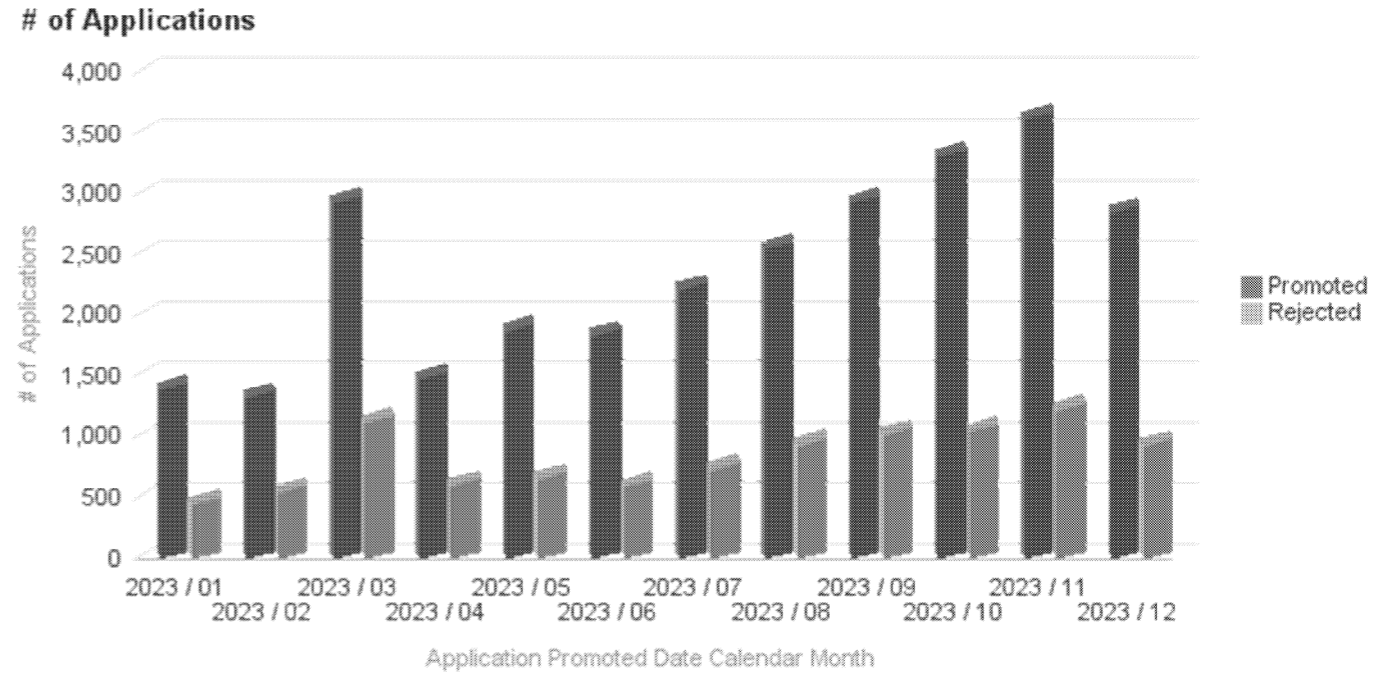


### CPC Mississauga - Inland SCLP Creations Overview

Application Promoted Date Calendar Year

Application Promoted Date Calendar Month	# of Applications	
	Promoted	Rejected
2023 / 01	1,392	452
2023 / 02	1,327	552
2023 / 03	2,936	1,121
2023 / 04	1,487	600
2023 / 05	1,879	659
2023 / 06	1,839	594
2023 / 07	2,220	736
2023 / 08	2,557	934
2023 / 09	2,938	1,024
2023 / 10	3,318	1,053
2023 / 11	3,628	1,224
2023 / 12	2,850	933

Application Promoted Date Calendar Year



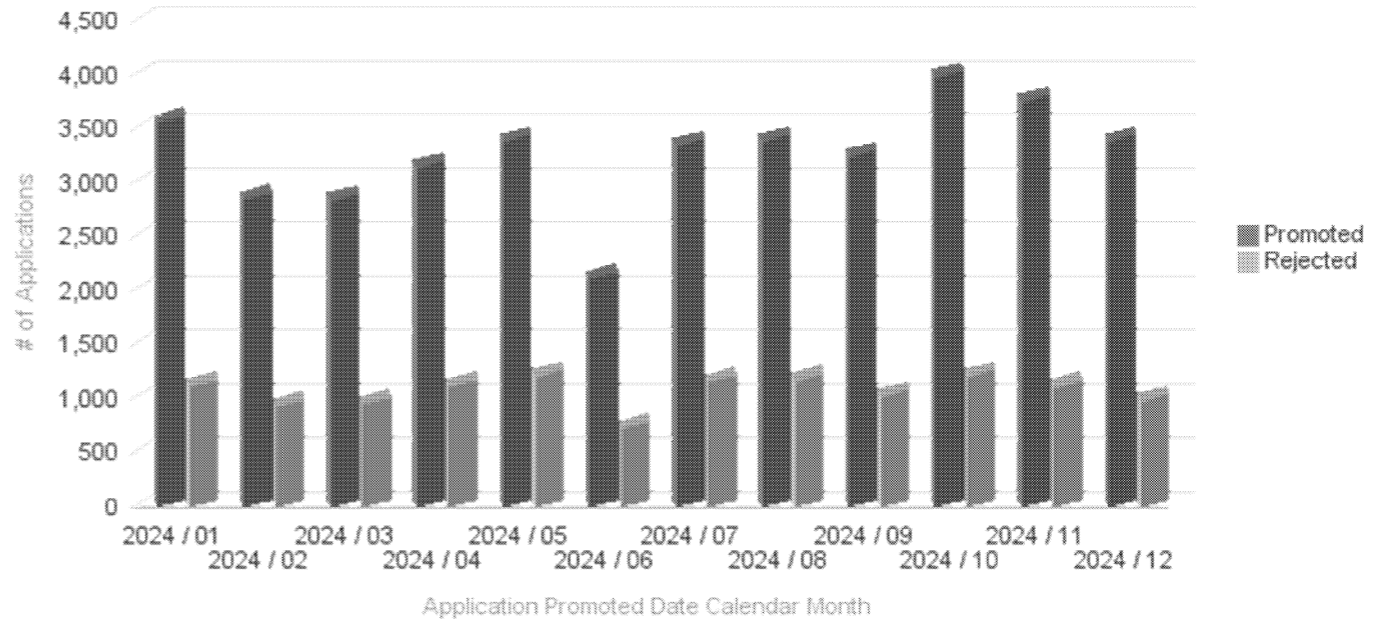
### CPC Mississauga - Inland SCLP Creations Overview

Application Promoted Date Calendar Year **2024**

Application Promoted Date Calendar Month	# of Applications	
	Promoted	Rejected
2024 / 01	3,566	1,123
2024 / 02	2,857	933
2024 / 03	2,840	959
2024 / 04	3,145	1,120
2024 / 05	3,395	1,213
2024 / 06	2,120	731
2024 / 07	3,350	1,159
2024 / 08	3,391	1,174
2024 / 09	3,251	1,026
2024 / 10	3,988	1,210
2024 / 11	3,761	1,113
2024 / 12	3,393	982

Application Promoted Date Calendar Year **2024**

# of Applications



### CPC Mississauga - Inland SCLP Creations Overview

Application Promoted Date Calendar Year **2025**

Application Promoted Date Calendar Month	# of Applications	
	Promoted	Rejected
2025 / 01	3,606	1,635
2025 / 02	3,051	1,379
2025 / 03	2,928	1,180
2025 / 04	3,375	1,297
2025 / 05	3,734	1,289
2025 / 06	3,438	1,071
2025 / 07	3,580	1,145
2025 / 08	3,308	1,061
2025 / 09	3,332	1,244
2025 / 10	2,642	940

Application Promoted Date Calendar Year **2025**

