



	A	B	C	D	E	F	G	H	I	J
1	 Immigration, Refugees and Citizenship Canada / Immigration, Réfugiés et Citoyenneté Canada									
2	Number of Permanent Resident Applications Received and Processed under the Start-up Business Immigration Category between January 1, 2024, and May 31, 2025, Broken									
3	Down by Year, Selected* Organization Sub Type, and Designated Organization Name (in Cases)									
4										
5	Organization Sub Type - Organization Entity Name	2024				2025 (as of May 31)				Grand Total
6		Received	Approved	Refused	Withdrawn	Received	Approved	Refused	Withdrawn	
7	Angel Investor Network	385	555	60	15	--	5	30	--	1,050
8	Canadian International Angel Investors Ltd	100	115	--	--	--	0	--	0	225
9	Golden Triangle Angel Network	0	5	0	0	0	0	0	0	5
10	Keiretsu Forum Canada	70	120	--	5	--	--	0	0	205
11	VANTEC ANGEL NETWORK INC	130	305	50	10	0	--	25	--	530
12	YORK ANGELS INVESTORS INC	80	5	0	0	0	0	0	0	85
13	Business Incubator	270	1,010	225	70	--	15	45	10	1,645
14	Alacrity Foundation of BC	0	15	10	--	0	0	0	0	25
15	Alberta Agriculture and Forestry Food Processing Development Centre	0	--	0	0	0	0	0	0	--
16	Biomedical Commercialization Canada Inc / Manitoba Technology Accelerator	70	265	120	25	0	--	25	0	510
17	Brilliant Catalyst	5	25	0	--	0	0	0	0	35
18	committed capital	5	25	--	--	0	0	0	0	40
19	DMZ Ventures	--	0	0	0	0	0	0	0	--
20	Empowered Startups Ltd	--	90	20	5	--	--	0	0	120
21	EXTREME INNOVATIONS	0	--	0	0	0	0	0	0	--
22	Genesis Group Inc	--	--	0	0	0	0	0	0	5
23	Global Startups Accelerator	0	10	--	--	0	0	--	0	15
24	Innovate Eastman formally North Forge East	25	5	--	0	0	--	0	0	35
25	Innovation Cluster Peterborough and the Kawarthas	--	15	5	--	--	0	--	--	25
26	INNOVATION FACTORY	25	0	0	0	0	0	0	0	25
27	INTRINSIC INNOVATIONS	5	0	0	0	0	0	0	0	5
28	Invest Nova Scotia	0	10	0	0	0	0	--	0	10
29	ISM ARTS AND CULTURE LTD	--	0	0	0	0	0	0	0	--
30	Knowledge Park o/a Planet Hatch	0	5	--	--	0	0	--	--	15
31	Launch Academy	--	30	0	--	0	0	0	0	35
32	LaunchPad PEI Inc	0	--	0	0	0	0	0	0	--
33	NEXT Canada	0	--	0	0	0	0	0	0	--
34	North Forge Technology Exchange	25	--	--	0	0	0	0	0	30
35	Pacific Technology Ventures LTD	--	--	0	0	0	0	0	0	5
36	Platform Calgary	5	--	--	0	0	0	0	0	10
37	Pycap Inc	15	70	--	--	0	0	0	--	85

	A	B	C	D	E	F	G	H	I	J
38	RATTAN HOSPITALITY INC	0	--	0	0	0	0	0	0	--
39	RED LEAF CAPITAL CORP	20	0	0	0	0	0	0	0	20
40	Roseview Global Incubator Ltd	0	5	0	0	0	0	0	0	5
41	Spark Commercialization and Innovation Centre	--	190	15	--	0	--	0	0	210
42	Spring Activator Inc	--	60	10	--	0	--	0	--	75
43	The DMZ	20	--	0	--	0	0	0	--	25
44	Toronto Business Development Centre	0	70	5	10	0	--	--	--	95
45	Treefrog	--	--	0	0	0	0	0	0	5
46	TSRV Canada Inc. (operating as Techstars Canada)	--	--	--	--	0	0	0	0	10
47	VIATEC	--	10	5	0	0	0	0	0	20
48	Waterloo Accelerator Centre	5	10	--	0	0	0	0	--	20
49	York Entrepreneurship Development Institute	15	70	20	--	0	5	5	--	120
50	Venture Capital Funds	230	65	25	--	0	--	--	0	325
51	7 Gate Ventures Corporation	0	15	0	--	0	0	0	0	15
52	ALT VENTURES	65	0	0	0	0	0	0	0	65
53	APEX INNOVATIVE INVESTMENTS VENTURES LTD	60	0	0	0	0	0	--	0	60
54	Arete Pacific Tech Ventures VCC Corp	60	35	20	0	0	--	0	0	120
55	First Fund Ventures Inc	0	0	--	0	0	0	0	0	--
56	INP CAPITAL	--	0	0	0	0	0	0	0	--
57	Intrinsic Venture Capital Inc	30	15	0	--	0	0	0	0	45
58	WHITEHAVEN VENTURE INC	10	0	0	0	0	0	0	0	10
59	York Entrepreneurship Development Institute - Venture Capital Fund	--	0	0	0	0	0	0	0	--
60	Grand Total	880	1,625	305	90	--	25	75	10	3,015
61										
62										
63	Number of Permanent Resident Applications Received and Processed under the Start-up Business Immigration Category between January 1, 2024, and May 31, 2025, Broken									
64	Down by Year, Selected** Organization Sub Type, and Designated Organization Name (in Persons)									
65										
66	Organization Sub Type - Organization Entity Name	2024				2025 (as of May 31)				Grand Total
67		Received	Approved	Refused	Withdrawn	Received	Approved	Refused	Withdrawn	
68	Angel Investor Network	1,410	2,065	195	55	5	20	115	--	3,865
69	Canadian International Angel Investors Ltd	330	400	10	10	--	0	15	0	770
70	Golden Triangle Angel Network	0	15	0	0	0	0	0	0	15
71	Keiretsu Forum Canada	275	450	5	20	--	--	0	0	760
72	VANTEC ANGEL NETWORK INC	485	1,175	180	20	0	15	100	--	1,985
73	YORK ANGELS INVESTORS INC	315	15	0	0	0	0	0	0	335
74	Business Incubator	855	3,265	710	195	--	45	125	30	5,230

	A	B	C	D	E	F	G	H	I	J
75	Alacrity Foundation of BC	0	55	25	--	0	0	0	0	80
76	Alberta Agriculture and Forestry Food Processing Development Centre	0	5	0	0	0	0	0	0	5
77	Biomedical Commercialization Canada Inc / Manitoba Technology Accelerator	300	860	365	75	0	--	80	0	1,675
78	Brilliant Catalyst	25	85	0	5	0	0	0	0	115
79	committed capital	25	95	10	--	0	0	0	0	130
80	DMZ Ventures	--	0	0	0	0	0	0	0	--
81	Empowered Startups Ltd	10	310	65	20	--	10	0	0	420
82	EXTREME INNOVATIONS	0	--	0	0	0	0	0	0	--
83	Genesis Group Inc	5	15	0	0	0	0	0	0	20
84	Global Startups Accelerator	0	30	5	--	0	0	--	0	35
85	Innovate Eastman formally North Forge East	75	15	--	0	0	--	0	0	100
86	Innovation Cluster Peterborough and the Kawarthas	--	40	15	10	--	0	--	--	75
87	INNOVATION FACTORY	85	0	0	0	0	0	0	0	85
88	INTRINSIC INNOVATIONS	20	0	0	0	0	0	0	0	20
89	Invest Nova Scotia	0	25	0	0	0	0	10	0	35
90	ISM ARTS AND CULTURE LTD	--	0	0	0	0	0	0	0	--
91	Knowledge Park o/a Planet Hatch	0	25	10	--	0	0	--	--	45
92	Launch Academy	--	75	0	10	0	0	0	0	85
93	LaunchPad PEI Inc	0	5	0	0	0	0	0	0	5
94	NEXT Canada	0	5	0	0	0	0	0	0	5
95	North Forge Technology Exchange	65	--	10	0	0	0	0	0	75
96	Pacific Technology Ventures LTD	--	20	0	0	0	0	0	0	20
97	Platform Calgary	15	5	--	0	0	0	0	0	30
98	Pycap Inc	40	230	--	5	0	0	0	--	285
99	RATTAN HOSPITALITY INC	0	--	0	0	0	0	0	0	--
100	RED LEAF CAPITAL CORP	65	0	0	0	0	0	0	0	65
101	Roseview Global Incubator Ltd	0	25	0	0	0	0	0	0	25
102	Spark Commercialization and Innovation Centre	5	625	45	20	0	5	0	0	705
103	Spring Activator Inc	--	195	30	--	0	--	0	--	235
104	The DMZ	35	--	0	--	0	0	0	--	40
105	Toronto Business Development Centre	0	210	20	25	0	--	5	5	270
106	Treefrog	10	10	0	0	0	0	0	0	20
107	TSRV Canada Inc. (operating as Techstars Canada)	5	--	10	--	0	0	0	0	20
108	VIATEC	--	20	25	0	0	0	0	0	45
109	Waterloo Accelerator Centre	10	40	--	0	0	0	0	10	60
110	York Entrepreneurship Development Institute	40	240	60	10	0	15	25	--	390
111	Venture Capital Funds	790	220	90	5	0	10	--	0	1,120

	A	B	C	D	E	F	G	H	I	J
112	7 Gate Ventures Corporation	0	35	0	--	0	0	0	0	40
113	ALT VENTURES	215	0	0	0	0	0	0	0	215
114	APEX INNOVATIVE INVESTMENTS VENTURES LTD	205	0	0	0	0	0	--	0	205
115	Arete Pacific Tech Ventures VCC Corp	210	140	85	0	0	10	0	0	450
116	First Fund Ventures Inc	0	0	--	0	0	0	0	0	--
117	INP CAPITAL	10	0	0	0	0	0	0	0	10
118	Intrinsic Venture Capital Inc	100	45	0	--	0	0	0	0	145
119	WHITEHAVEN VENTURE INC	45	0	0	0	0	0	0	0	45
120	York Entrepreneurship Development Institute - Venture Capital Fund	--	0	0	0	0	0	0	0	--
121	Grand Total	3,055	5,550	995	255	10	80	240	30	10,215
122	* Selected Assoc Organization Sub Type includes ('Angel Investor Network', 'Business Incubator', 'Venture Capital Funds')									
123	Note:									
124	Please note that all values between 0 and 5 are shown as "--". This is done to prevent individuals from									
125	being identified when IRCC data is compiled and compared to other publicly available statistics. All other									
126	values are rounded to the closest multiple of 5 for the same reason; as a result of rounding, data may not									
127	sum to the totals indicated									
128										
129										
130	Requester: RD Stats									
131	Source: Cognos (CBR) as of June 18, 2025									
132	Data compiled by: OPP-DART-2025-32557									
133	Data is operational and subject to change									
134	Please note that data more recent than May 31, 2025 have not been publicly released.									

	A	B	C	D	E
1	 Immigration, Refugees and Citizenship Canada / Immigration, Réfugiés et Citoyenneté Canada				
2	Number of Permanent Resident Applications Received under the Start-up Business Immigration Category between January 1, 2024, and May 31, 2025, Broken Down by Year, Selected* Organization Sub Type, and Designated Organization Name (in Cases)				
3					
4					
5					
6	Organization Sub Type - Organization Entity Name	2024	2025 (as of May 31)	Grand Total	
7	Angel Investor Network	385	--	385	
8	Canadian International Angel Investors Ltd	100	--	105	
9	Keiretsu Forum Canada	70	--	70	
10	VANTEC ANGEL NETWORK INC	130	0	130	
11	YORK ANGELS INVESTORS INC	80	0	80	
12	Business Incubator	270	--	270	
13	Biomedical Commercialization Canada Inc / Manitoba Technology Accelerator	70	0	70	
14	Brilliant Catalyst	5	0	5	
15	committed capital	5	0	5	
16	DMZ Ventures	--	0	--	
17	Empowered Startups Ltd	--	--	--	
18	Genesis Group Inc	--	0	--	
19	Innovate Eastman formally North Forge East	25	0	25	
20	Innovation Cluster Peterborough and the Kawarthas	--	--	--	
21	INNOVATION FACTORY	25	0	25	
22	INTRINSIC INNOVATIONS	5	0	5	
23	ISM ARTS AND CULTURE LTD	--	0	--	
24	Launch Academy	--	0	--	
25	North Forge Technology Exchange	25	0	25	
26	Pacific Technology Ventures LTD	--	0	--	
27	Platform Calgary	5	0	5	
28	Pycap Inc	15	0	15	
29	RED LEAF CAPITAL CORP	20	0	20	
30	Spark Commercialization and Innovation Centre	--	0	--	
31	Spring Activator Inc	--	0	--	
32	The DMZ	20	0	20	
33	Treefrog	--	0	--	

	A	B	C	D	E
34	TSRV Canada Inc. (operating as Techstars Canada)	--	0	--	
35	VIATEC	--	0	--	
36	Waterloo Accelerator Centre	5	0	5	
37	York Entrepreneurship Development Institute	15	0	15	
38	Venture Capital Funds	230	0	230	
39	ALT VENTURES	65	0	65	
40	APEX INNOVATIVE INVESTMENTS VENTURES LTD	60	0	60	
41	Arete Pacific Tech Ventures VCC Corp	60	0	60	
42	INP CAPITAL	--	0	--	
43	Intrinsic Venture Capital Inc	30	0	30	
44	WHITEHAVEN VENTURE INC	10	0	10	
45	York Entrepreneurship Development Institute - Venture Capital Fund	--	0	--	
46	Grand Total	880	--	885	
47					
48	Note:				
49	Please note that all values between 0 and 5 are shown as "--". This is done to prevent individuals from being identified when IRCC data is compiled				
50	and compared to other publicly available statistics. All other values are rounded to the closest multiple of 5 for the same reason; as a result of				
51	rounding, data may not sum to the totals indicated				
52					
53					
54	Requester: RD Stats				
55	Source: Cognos (CBR) as of June 18, 2025				
56	Data compiled by: OPP-DART-2025-32557				
57	Data is operational and subject to change				
58	Please note that data more recent than May 31, 2025 have not been publicly released.				

	F	G	H	I
1	Number of Permanent Resident Applications Received under the Start-up Business Immigration Category between January 1, 2024, and May 31, 2025, Broken Down by Year, Selected* Organization Sub Type, and Designated Organization Name (in Persons)			
2				
3				
4				
5				
6	Organization Sub Type - Organization Entity Name	2024	2025 (as of May 31)	Grand Total
7	Angel Investor Network	1,410	5	1,415
8	Canadian International Angel Investors Ltd	330	--	335
9	Keiretsu Forum Canada	275	--	280
10	VANTEC ANGEL NETWORK INC	485	0	485
11	YORK ANGELS INVESTORS INC	315	0	315
12	Business Incubator	855	--	860
13	Biomedical Commercialization Canada Inc / Manitoba Technology Accelerator	300	0	300
14	Brilliant Catalyst	25	0	25
15	committed capital	25	0	25
16	DMZ Ventures	--	0	--
17	Empowered Startups Ltd	10	--	10
18	Genesis Group Inc	5	0	5
19	Innovate Eastman formally North Forge East	75	0	75
20	Innovation Cluster Peterborough and the Kawarthas	--	--	--
21	INNOVATION FACTORY	85	0	85
22	INTRINSIC INNOVATIONS	20	0	20
23	ISM ARTS AND CULTURE LTD	--	0	--
24	Launch Academy	--	0	--
25	North Forge Technology Exchange	65	0	65
26	Pacific Technology Ventures LTD	--	0	--
27	Platform Calgary	15	0	15
28	Pycap Inc	40	0	40
29	RED LEAF CAPITAL CORP	65	0	65
30	Spark Commercialization and Innovation Centre	5	0	5
31	Spring Activator Inc	--	0	--
32	The DMZ	35	0	35
33	Treefrog	10	0	10

	F	G	H	I
34	TSRV Canada Inc. (operating as Techstars Canada)	5	0	5
35	VIATEC	--	0	--
36	Waterloo Accelerator Centre	10	0	10
37	York Entrepreneurship Development Institute	40	0	40
38	Venture Capital Funds	790	0	790
39	ALT VENTURES	215	0	215
40	APEX INNOVATIVE INVESTMENTS VENTURES LTD	205	0	205
41	Arete Pacific Tech Ventures VCC Corp	210	0	210
42	INP CAPITAL	10	0	10
43	Intrinsic Venture Capital Inc	100	0	100
44	WHITEHAVEN VENTURE INC	45	0	45
45	York Entrepreneurship Development Institute - Venture Capital Fund	--	0	--
46	Grand Total	3,055	10	3,065
47	* Selected Assoc Organization Sub Type includes ('Angel Investor Network', 'Business Incubator', 'Venture Capital Funds')			
48				
49				
50				
51				
52				
53				
54				
55				
56				
57				
58				

Approval and Refusal Rates of Permanent Resident Applications Processed under the Start-up Business Immigration Category between January 1, 2024 and May 31, 2025, Broken down by Year, Final Decision and Organization Sub Type (in Cases)

Organization Sub Type	2023				2024				2025 (as of May 31)				Grand Total
	Approved	Approval Rate	Refused	Refusal Rate	Approved	Approval Rate	Refused	Refusal Rate	Approved	Approval Rate	Refused	Refusal Rate	
Angel Investor Network	200	80%	50	0	555	91%	60	9%	5	15%	30	85%	895
Business Incubator	725	89%	85	0	1,010	82%	225	18%	15	25%	45	75%	2,105
Venture Capital Funds	20	78%	5	0	65	73%	25	27%	--	80%	--	20%	115
Grand Total	945	87%	145	0	1,625	84%	305	16%	25	24%	75	76%	3,115

Approval and Refusal Rates of Permanent Resident Applications Processed under the Start-up Business Immigration Category between January 1, 2024 and May 31, 2025, Broken down by Year, Final Decision and Organization Sub Type (in Persons)

Organization Sub Type	2023				2024				2025 (as of May 31)				Grand Total
	Approved	Approval Rate	Refused	Refusal Rate	Approved	Approval Rate	Refused	Refusal Rate	Approved	Approval Rate	Refused	Refusal Rate	
Angel Investor Network	735	82%	160	18%	2,065	91%	195	9%	20	15%	115	1	3,290
Business Incubator	2,360	90%	270	10%	3,265	82%	710	18%	45	27%	125	1	6,775
Venture Capital Funds	65	89%	10	11%	220	71%	90	29%	10	85%	--	0	395
Grand Total	3,155	88%	440	12%	5,550	85%	995	15%	80	25%	240	1	10,460

Note:
 Please note that all values between 0 and 5 are shown as "--". This is done to prevent individuals from being identified when IRCC data is compiled and compared to other publicly available statistics. All other values are rounded to the closest multiple of 5 for the same reason; as a result of rounding, data may not sum to the totals indicated

Requester: RD Stats
 Source: Cognos (CBR) as of June 18, 2025
 Data compiled by: OPP-DART-2025-32557
 Data is operational and subject to change
Please note that data more recent than May 31, 2025 have not been publicly released.

Processing Times* for Permanent Resident under the Start-up Business Immigration Category (in Months)

Immigration Category	6 months processing time ending on December 31, 2024	6 months processing time ending on May 31, 2025
Start-up Business	40	43

* Processing times refer to the time in which 80% of applications were finalized by IRCC. Please note that a minimum of 10 cases are required to calculate processing time. Permanent resident application processing times are calculated based on a 6-month rolling


Requester: RD Stats

Source: Cognos (CBR) as of June 18, 2025

Data compiled by: OPP-DART-2025-32557

Data is operational and subject to change

Please note that data more recent than May 31, 2025 have not been publicly released.

	A	B	C	D	E	F
1	 Immigration, Refugees and Citizenship Canada	Immigration, Réfugiés et Citoyenneté Canada				
2						
3						
4	Permanent Resident Applications Received, Approved and Refused between January 1, 2023 and June 30, 2025 under the Start-Up Business Immigration Category, by Organization Name*, Country of Citizenship (in Persons)					
5						
6		Party Count		Approved	Received	Refused
7	Angel Investor Network Canadian International Angel Investors Ltd		Angola		--	
8			Australia		--	
9			Bahrain	--		
10			Bangladesh	15	35	
11			Brazil	--		
12			Cambodia		20	
13			Colombia		10	
14			Democratic Republic of Sudan			--
15			Egypt		--	
16			Federal Republic of Cameroon		--	
17			Federal Republic of Germany		--	
18			Grenada		--	
19			Hong Kong SAR	125	--	30
20			India	75	75	10
21			Iran	25	15	
22			Israel		5	
23			Italy	5		
24			Jamaica		5	
25			Japan		--	
26			Jordan	20		
27			Kenya		10	
28			Korea, Republic of	--		
29			Lebanon	10		
30			Malaysia	5	10	--
31			Mexico		--	10
32			Namibia		--	
33			Nigeria	35	140	30
34			Pakistan	25	15	10
35			People's Republic of China	85	55	--
36			Peoples Republic of Benin		5	
37			Philippines	15	45	--
38			Poland	--		
39			Republic of Ireland		--	
40			Republic of Ivory Coast	5		
41			Republic of South Africa	--		--
42			Russia			--

	A	B	C	D	E	F
43			Rwanda		--	
44			Senegal	--		
45			Socialist Republic of Vietnam	180	100	25
46			Sri Lanka		--	
47			Taiwan		20	
48			Trinidad and Tobago, Republic of	--		
49			Turkey	--	--	
50			Uganda		15	
51			Ukraine		--	
52			United Kingdom and Overseas Territories	5		--
53			United States of America	10	15	5
54			Zimbabwe	5		
55			Total	665	630	140
56		First Fund Ventures Inc	Malaysia		--	
57			People's Republic of China		--	
58			Taiwan		--	--
59			Total		10	--
60		Golden Triangle Angel Network	Iran	15		
61			Total	15		
62		Keiretsu Forum Canada	Bangladesh	10		
63			Cambodia		10	
64			Egypt		5	
65			Ethiopia		5	
66			Georgia		--	
67			Hong Kong SAR	25		10
68			India	145	50	
69			Iran	105	75	25
70			Kazakhstan	10		
71			Lebanon	15		
72			Malaysia	5		
73			Mexico	10		5
74			Nigeria	45	40	
75			Pakistan	30	20	
76			Palestinian Authority (Gaza/West Bank)	5		
77			People's Republic of China	40	75	
78			Peru	--		
79			Philippines	--	--	
80			Republic of Indonesia	--	--	
81			Republic of Ireland		--	
82			Republic of South Africa	--	--	
83			Russia		10	
84			Socialist Republic of Vietnam	155	80	--
85			St. Kitts-Nevis		--	
86			Syria	--		
87			Taiwan	5	30	

	A	B	C	D	E	F
88			Thailand		--	
89			Trinidad and Tobago, Republic of		5	
90			Turkey	70	25	5
91			Ukraine	--	--	
92			United Kingdom and Overseas Territories	--		
93			United States of America	15	15	
94			Uzbekistan	5	5	
95			Total	715	470	50
96		Roseview Global Incubator Ltd	Democratic Republic of Sudan	--	--	
97			Egypt	--	5	
98			India	--	35	
99			Iran	10	5	
100			Jordan	--	--	
101			Pakistan		5	
102			People's Republic of China		10	
103			Philippines		--	
104			Socialist Republic of Vietnam		--	
105			Tunisia		--	
106			United States of America	--	--	
107			Total	25	80	
108		Techstars Canada	India	--		
109			Iran	--		
110			Nigeria		--	10
111			Pakistan		5	
112			Turkey	--		
113			Total	5	10	10
114		Think8 Global Institute	People's Republic of China		10	
115			Total		10	
116		VANTEC ANGEL NETWORK INC	Algeria	5	5	
117			Australia			--
118			Azerbaijan		--	
119			Bangladesh	45	25	10
120			Botswana, Republic of	--		
121			Democratic Republic of Sudan	5	10	
122			Dominica	5	5	
123			Egypt	55	40	--
124			Eritrea		5	
125			Ethiopia		--	
126			Federal Republic of Germany		--	
127			Hong Kong SAR	20		
128			India	550	650	75
129			Iran	120	150	110
130			Iraq	20	5	--
131			Japan	25	30	
132			Jordan	95	40	15

	A	B	C	D	E	F
133			Kazakhstan		--	--
134			Kenya		--	
135			Lebanon	10	15	20
136			Macedonia		--	
137			Malaysia	--		
138			Mexico		--	
139			Morocco		--	
140			Nigeria	5	10	5
141			Pakistan	235	405	30
142			Palestinian Authority (Gaza/West Bank)	35	--	
143			People's Republic of China	15	140	--
144			Philippines	15	5	--
145			Russia	--	10	
146			Singapore	--	--	
147			Socialist Republic of Vietnam	40		
148			Sri Lanka	--	30	10
149			St. Kitts-Nevis		5	
150			Stateless	10	--	
151			Syria	--	15	10
152			Taiwan		--	
153			Trinidad and Tobago, Republic of		--	
154			Tunisia	--	--	
155			Turkey	--	--	
156			Ukraine	--		
157			United Arab Emirates	--	--	
158			United Kingdom and Overseas Territories	--		
159			United Republic of Tanzania		10	
160			United States of America	25	20	--
161			Unspecified		--	
162			Uzbekistan	15		
163			Venezuela			--
164			Yemen, Republic of	15	10	
165			Total	1,400	1,685	300
166		YORK ANGELS INVESTORS INC	Bangladesh		15	
167			India	15	115	
168			Iran		20	
169			Lebanon		--	
170			Nigeria		25	
171			Pakistan		160	
172			People's Republic of China		25	
173			Saudi Arabia		--	
174			Sri Lanka		--	
175			Syria		10	
176			Taiwan		--	
177			Thailand		--	

	A	B	C	D	E	F
178			United States of America		--	
179			Unspecified		--	
180			Yemen, Republic of		--	
181			Total	15	385	
182		Total		2,845	3,275	500
183	Business Incubator	Alberta Agriculture and Forestry Food Processing Development Centre	India	5		
184			Total	5		
185		Biomedical Commercialization Canada Inc	Algeria		5	
186			Australia	--		
187			Bangladesh		10	
188			Brazil	25		
189			Congo, Democratic Republic of the			--
190			Democratic Republic of Sudan		15	
191			Egypt	--	10	10
192			Ghana	--		
193			Hong Kong SAR	45	--	5
194			India	120	140	45
195			Iran	665	280	260
196			Iraq	10	10	
197			Japan		--	
198			Jordan	10	--	5
199			Korea, Republic of	10	--	
200			Lebanon	10	20	--
201			Malaysia		5	
202			Nepal	--		
203			Nigeria	5		
204			Pakistan	25	115	
205			Palestinian Authority (Gaza/West Bank)		10	--
206			People's Republic of China	50	70	35
207			Philippines	10		
208			Republic of South Africa	10	--	--
209			Russia			--
210			Socialist Republic of Vietnam	35	30	10
211			Sri Lanka	5	5	
212			St. Kitts-Nevis			5
213			Syria	--	10	
214			Taiwan	5		
215			Tajikistan	--		
216			Thailand	--		
217			Turkey	--		
218			United Kingdom and Overseas Territories	5		
219			United States of America	10	--	5
220			Unspecified	--		
221			Total	1,075	760	395
222		Brilliant Catalyst	Bangladesh	15	15	

	A	B	C	D	E	F
223			Brazil	5	40	
224			Hong Kong SAR		--	
225			India		25	
226			Iran	30	80	
227			Jordan	5		
228			Lebanon		--	
229			Nigeria		15	
230			Pakistan		25	
231			People's Republic of China	15	130	
232			Taiwan		--	
233			Thailand	25	45	
234			United States of America		5	
235			Total	95	390	
236		Calgary Technologies Inc	People's Republic of China	--		
237			Total	--		
238		Creative Destruction Lab	Federal Republic of Germany	--		
239			France	--		
240			India	--		
241			Iran	5		
242			Total	15		
243		DMZ Ventures	Iran		--	
244			Total		--	
245		Empowered Startups Ltd	Belgium	--		
246			Colombia	--		
247			Egypt			--
248			Federal Republic of Germany	--		
249			France	--		
250			Hong Kong SAR	215	--	5
251			India	125	175	40
252			Iran	10	10	10
253			Italy	5		
254			Kazakhstan		15	
255			Mexico	--		
256			Nigeria	30	10	
257			Pakistan	--	10	--
258			People's Republic of China	20	15	
259			Philippines	40	--	5
260			Republic of South Africa	--		
261			Socialist Republic of Vietnam	170	40	20
262			Syria			--
263			Taiwan	15	--	
264			United Kingdom and Overseas Territories	20		
265			United States of America	--	--	
266			Total	675	280	85
267		EXTREME INNOVATIONS	People's Republic of China	10		

	A	B	C	D	E	F
268			Total	10		
269		Genesis Group Inc	Belgium		--	
270			Ecuador		--	
271			India	--		
272			Iran	--		
273			Nepal	--	--	
274			Pakistan		5	
275			United Kingdom and Overseas Territories	10		
276			Total	15	10	
277		INNOVACORP	Hong Kong SAR	--		5
278			India	10		--
279			Iran	10		
280			Korea, Republic of	5		
281			People's Republic of China	15		
282			Saudi Arabia	5		
283			United Kingdom and Overseas Territories			--
284			United States of America	--		
285			Total	50		10
286		Innovate Eastman formally North Forge East	Bangladesh		25	
287			Hong Kong SAR		5	
288			India	5	35	--
289			Iran	10	120	
290			Japan		--	
291			New Zealand	--		
292			Pakistan		5	
293			People's Republic of China	--	55	
294			Russia		5	
295			Socialist Republic of Vietnam		35	
296			United Kingdom and Overseas Territories	--		
297			United States of America		--	
298			Total	20	295	--
299		Innovation Cluster Peterborough and the Kawarthas	Egypt	5	--	
300			Hong Kong SAR	15		
301			India	25	--	10
302			Iran	50	30	--
303			Kazakhstan	--		
304			Kyrgyzstan	--		
305			Nigeria		--	--
306			People's Republic of China		5	
307			United States of America			--
308			Total	100	40	15
309		Interactive Niagara Media Cluster oa Innovate Niagara	India	--		
310			Total	--		
311		INTRINSIC INNOVATIONS	India		10	
312			People's Republic of China		15	

	A	B	C	D	E	F
313			Total		20	
314		ISM ARTS AND CULTURE LTD	Mexico		--	
315			Total		--	
316		Latam Startups	Brazil	35	--	--
317			Colombia	10		
318			India	25		--
319			Mexico	15		5
320			Peru	--		
321			Poland	--		
322			Turkey	5		
323			United States of America	--		
324			Total	90	--	10
325		Launch Academy	Australia			--
326			Colombia	--		
327			Democratic Republic of Sudan	--		
328			Hong Kong SAR	10	--	
329			India	60	--	
330			Iran	20		
331			Korea, Republic of	--		
332			Mexico	5	--	
333			Nigeria		--	
334			People's Republic of China	25	10	--
335			Philippines	5		
336			Russia		--	
337			Thailand	--		
338			United Kingdom and Overseas Territories	--		
339			United States of America	5		
340			Zimbabwe	--		
341			Total	145	20	5
342		LAUNCH ACADEMY	People's Republic of China		10	
343			Taiwan		--	
344			Total		10	
345		LaunchPad PEI Inc	India	--		
346			Korea, Republic of	--		
347			Republic of South Africa	--		
348			Total	10		
349		Manitoba Technology Accelerator	Algeria		5	
350			Bangladesh	5	10	
351			Democratic Republic of Sudan		15	
352			Egypt		10	
353			Federal Republic of Cameroon	--		
354			Hong Kong SAR	20		--
355			India	70	55	20
356			Iran	140	75	85
357			Iraq	--	--	

	A	B	C	D	E	F
358			Jordan	5	--	
359			Korea, Republic of		--	
360			Lebanon	5	15	--
361			Malaysia	--	--	
362			Nigeria	20	15	
363			Pakistan	--	75	--
364			Palestinian Authority (Gaza/West Bank)		5	5
365			People's Republic of China	--	25	10
366			Socialist Republic of Vietnam	10	--	
367			Switzerland		5	
368			Syria	10	15	
369			Taiwan	5		
370			Thailand	--		
371			United Kingdom and Overseas Territories	--		
372			United States of America	--	5	--
373			Unspecified		--	
374			Total	320	345	125
375		NEXT Canada	Brazil			--
376			France	--		
377			Russia	5		
378			United Kingdom and Overseas Territories	--		
379			Total	10		--
380		North Forge Technology Exchange	Bangladesh	10		
381			Egypt		25	
382			Hong Kong SAR		--	
383			Iran	5	25	
384			Japan		--	
385			Kazakhstan		--	
386			Nigeria		10	
387			Pakistan		15	
388			People's Republic of China	30	10	10
389			Russia		--	
390			Saudi Arabia	--		
391			Thailand		--	
392			United Kingdom and Overseas Territories	--		
393			Yemen, Republic of	10		
394			Total	55	95	10
395		Pacific Technology Ventures LTD	Democratic Republic of Sudan	10	15	
396			India	--		
397			Iraq		--	
398			People's Republic of China	--		
399			Russia		--	
400			Taiwan		--	
401			United States of America	--	--	
402			Total	20	25	

	A	B	C	D	E	F	
403		PLANET HATCH	Bangladesh		5		
404			Brazil	5			
405			India	--	5	15	
406			Iran	15			
407			Luxembourg		5		
408			Nigeria	--			
409			Pakistan	--			
410			Turkey	--			
411			Total	35	15	15	
412			Platform Calgary	Hong Kong SAR	--		
413				India	5	5	
414		Nigeria		--		--	
415		People's Republic of China		15	15		
416		United Kingdom and Overseas Territories				--	
417		United States of America		--	--	--	
418		Total		25	25	--	
419		Pycap Inc	Algeria		--		
420			Argentina	--			
421			Armenia	--			
422			Bahrain	--			
423			Brazil		--		
424			Egypt	--	10		
425			Georgia		--		
426			Hong Kong SAR	--	--	--	
427			India	140	60		
428			Iran	20	185	15	
429			Jordan	15	10		
430			Korea, Republic of		10		
431			Lebanon	--			
432			Malaysia	--			
433			Pakistan	10	--		
434			People's Republic of China	40	65	--	
435			Republic of Palau		--		
436			Republic of South Africa	15	15		
437			Socialist Republic of Vietnam	20	35		
438			Sri Lanka	5			
439			St. Kitts-Nevis		--		
440			Syria	--			
441			Trinidad and Tobago, Republic of	--			
442			Turkey	10	20		
443			Ukraine		--		
444			United Kingdom and Overseas Territories	5			
445			United States of America	5	5		
446			Unspecified		--		
447		Yemen, Republic of	5				

	A	B	C	D	E	F
448			Total	315	440	20
449		RED LEAF CAPITAL CORP	Bangladesh		10	
450			Iran		25	
451			People's Republic of China		25	
452			Singapore		--	
453			Unspecified		--	
454			Total		65	
455		Spark Commercialization and Innovation Centre	Brazil	10		
456			Hong Kong SAR	55		
457			India	40		
458			Iran	625	110	110
459			Iraq	10		
460			Japan	5		
461			Libya	5		
462			Malaysia	--		
463			Mexico	--		
464			Nigeria	25	--	
465			Pakistan		--	
466			People's Republic of China	85	15	
467			Portugal	--		
468			Russia		--	
469			Socialist Republic of Vietnam	210	15	
470			Taiwan	15		
471			Thailand	10		
472			Turkey	5	--	
473			United Kingdom and Overseas Territories		--	
474			United States of America	--		--
475			Total	1,115	155	110
476		Spring Activator Inc	Argentina			10
477			Bangladesh	--	--	
478			Cambodia		--	
479			Colombia		--	
480			Egypt	10		--
481			El Salvador	--		
482			France	--	--	
483			Hong Kong SAR	20	--	
484			Hungary	--		
485			India	30		
486			Iran	25		
487			Italy	5		
488			Jordan	5	--	
489			Korea, Republic of	20	20	15
490			Mexico	10	10	
491			Nigeria	20	10	--
492			Pakistan	--	5	


	A	B	C	D	E	F
493			People's Republic of China	5	20	
494			Peru	--		
495			Republic of South Africa	--		
496			Russia	--		--
497			Socialist Republic of Vietnam	40	30	
498			Taiwan	10	--	
499			Thailand	5	5	
500			United Kingdom and Overseas Territories	15		
501			United States of America	15	5	
502			Total	255	120	30
503		The Alacrity Foundation of BC	Hong Kong SAR	25		--
504			India			5
505			Korea, Republic of			10
506			Nigeria	15		
507			People's Republic of China	20	10	25
508			Portugal	--		
509			United States of America	--		--
510			Total	70	10	45
511		THE DMZ AT TORONTO METROPOLITAN	Brazil	--	--	
512			India		--	
513			Iran		50	
514			Israel	--		
515			United States of America	--		
516			Total	5	55	
517		THE DMZ AT TORONTO METROPOLITAN UNIVERSITY	Iceland		--	
518			Thailand		--	
519			Total		5	
520		TORONTO BUISNESS DEVELOPMENT CENTRE	Hong Kong SAR	--		
521			India	30	15	
522			Iran	10		--
523			Lithuania	15		
524			Nepal		--	
525			Pakistan			--
526			People's Republic of China	--	10	--
527			Turkey	--		
528			United Kingdom and Overseas Territories			--
529			Total	65	25	5
530		Toronto Business Development Centre	Brazil	--		
531			Egypt	5		
532			Hong Kong SAR			10
533			India	180	45	15
534			Iran	60	10	--
535			Jordan	5	5	
536			Kazakhstan			--
537			Lebanon		5	

	A	B	C	D	E	F
538			Malta	--		
539			Morocco	--		
540			Pakistan	10		--
541			People's Republic of China	20	5	--
542			Portugal			--
543			Romania	--		
544			Socialist Republic of Vietnam	--		
545			Stateless		--	
546			United States of America	5	5	
547			Yemen, Republic of	--		
548			Total	310	75	30
549		Treefrog	Democratic Republic of Sudan	5	5	
550			Hong Kong SAR		15	
551			India	--	10	
552			Iran		20	
553			Pakistan		--	
554			People's Republic of China		5	
555			Philippines		--	
556			Socialist Republic of Vietnam		10	
557			Sri Lanka		--	
558			Total	10	75	
559		VIATEC	Iran	15	25	15
560			Pakistan	5		10
561			People's Republic of China			--
562			Philippines	--		
563			United Kingdom and Overseas Territories	--		
564			United States of America		--	
565			Total	25	25	25
566		Waterloo Accelerator Centre	Brazil	5		
567			Iran		--	--
568			Pakistan	25		
569			People's Republic of China	10	10	--
570			Republic of South Africa		--	
571			United States of America	--	--	
572			Total	40	20	5
573		York Entrepreneurship Development Institute	Albania	--		
574			Argentina			--
575			Armenia		10	
576			Bangladesh		--	
577			Belarus	--	--	
578			Brazil		--	
579			Cambodia		--	
580			Egypt	10		
581			Federal Republic of Germany	--		--
582			Hong Kong SAR	55	--	25

	A	B	C	D	E	F
583			India	20	20	--
584			Iran	225	40	75
585			Israel	5		
586			Jamaica		5	
587			Jordan	--	--	
588			Kazakhstan	15		
589			Kyrgyzstan		15	
590			Malaysia			5
591			Myanmar (Burma)		--	
592			Nigeria	40	30	
593			Pakistan		10	
594			People's Republic of China	70	35	15
595			Russia	30	85	10
596			Singapore			--
597			Socialist Republic of Vietnam	70	--	10
598			Sri Lanka		--	
599			Stateless	--		
600			Taiwan		--	
601			Ukraine	10	5	--
602			United States of America	--	5	--
603			Total	560	290	150
604		Total		5,550	3,700	1,105
605	Venture Capital Funds	7 Gate Ventures Corporation	Iran	35	10	10
606			Total	35	10	10
607		ALT VENTURES	Egypt		5	
608			Hong Kong SAR		5	
609			India		10	
610			Jordan		--	
611			Lebanon		5	
612			Pakistan		10	
613			People's Republic of China		100	
614			Socialist Republic of Vietnam		55	
615			Taiwan		25	
616			Total		215	
617		APEX INNOVATIVE INVESTMENTS VENTURES LTD	Bangladesh		10	
618			Egypt		5	
619			India		--	
620			Iran		260	--
621			Jordan		15	
622			Lebanon		5	
623			Nigeria		25	
624			People's Republic of China		10	
625			United States of America		10	
626			Zambia		--	
627			Total		350	--

	A	B	C	D	E	F	
628		Arete Pacific Tech Ventures VCC Corp	Bangladesh		20		
629			Democratic Republic of Sudan	--		--	
630			Dominica	10			
631			Egypt	--			
632			Hong Kong SAR		10	--	
633			India	60		10	
634			Iran	20	175	20	
635			Jordan	10		10	
636			Lebanon			10	
637			Nigeria		25	15	
638			Pakistan	15	70		
639			People's Republic of China		30		
640			Philippines	20			
641			Republic of South Africa			5	
642			Sierra Leone		--		
643			Socialist Republic of Vietnam	15	70		
644			Sri Lanka	5			
645			St. Kitts-Nevis	--			
646			Taiwan	25	50	10	
647			Uganda		5		
648			United Kingdom and Overseas Territories		--		
649			United States of America	--	--	--	
650			Vanuatu			--	
651			Yemen, Republic of	10			
652			Total	200	465	85	
653			INNOVATION FACTORY	Bangladesh		20	
654				Grenada		--	
655				India		40	
656				Iran		60	
657			Jordan		15		
658			Korea, Republic of		--		
659			People's Republic of China		--		
660			Republic of South Africa		--		
661			Russia		--		
662			Socialist Republic of Vietnam		20		
663			United States of America		--		
664			Total		170		
665		INP CAPITAL	People's Republic of China		10		
666			Total		10		
667		Intrinsic Venture Capital Inc	Bangladesh	20	20		
668			Hong Kong SAR		--		
669			India		--		
670			Japan	--	--		
671			Korea, Republic of	15			
672			People's Republic of China	20	135		

	A	B	C	D	E	F
673			Socialist Republic of Vietnam		20	
674			United States of America	--	--	
675			Total	55	185	
676		PYCAP INC	Lebanon	--		
677			Total	--		
678		Top Renergy Inc	People's Republic of China	--		
679			Total	--		
680		WHITEHAVEN VENTURE INC	Bangladesh		--	
681			Congo, Democratic Republic of the		10	
682			India		25	
683			Pakistan		5	
684			People's Republic of China		15	
685			United Kingdom and Overseas Territories		--	
686			United States of America		5	
687			Total		60	
688		York Entrepreneurship Development Institute - Venture Capital Fund	Iran		--	
689			Total		--	
690		Total		300	1,470	95
691	Total			8,695	8,445	1,705
692	*Includes the following Organization Types: Angel Investor Network, Business Incubator, and Venture Capital Funds. Please note one application may be linked to more than one organization.					
693						
694	Data compiled by OPP-DART					
695	Source: Cognos (CBR) as of July 30, 2025					
696	Data is operational and subject to change.					
697	For approval to release this report externally, please contact the Data Protocol Unit (DPU)					

	A	B	C	D	E	F
1	 Immigration, Refugees and Citizenship Canada	Immigration, Réfugiés et Citoyenneté Canada				
2						
3						
4	Permanent Resident Applications Received, Approved and Refused between January 1, 2023 and June 30, 2025 under the Start-Up Business Immigration Category, by Organization Name*, Country of Citizenship (in Persons)					
5						
6		Party Count		Approved	Received	Refused
7	Angel Investor Network Canadian International Angel Investors Ltd		Angola		--	
8			Australia		--	
9			Bangladesh	5	10	
10			Brazil	--		
11			Cambodia		5	
12			Colombia		--	
13			Democratic Republic of Sudan			--
14			Egypt		--	
15			Federal Republic of Germany		--	
16			Grenada		--	
17			Hong Kong SAR	35	--	10
18			India	25	30	5
19			Iran	5	5	
20			Israel		--	
21			Italy	--		
22			Jamaica		--	
23			Jordan	--		
24			Kenya		--	
25			Korea, Republic of	--		
26			Lebanon	--		
27			Malaysia	--	--	--
28			Mexico		--	--
29			Nigeria	10	30	5
30			Pakistan	5	--	--
31			People's Republic of China	25	20	--
32			Peoples Republic of Benin		--	
33			Philippines	--	10	--
34			Republic of Ivory Coast	--		
35			Republic of South Africa			--
36			Russia			--
37			Rwanda		--	
38			Senegal	--		
39			Socialist Republic of Vietnam	45	25	5
40			Sri Lanka		--	
41			Taiwan		5	
42			Trinidad and Tobago, Republic of	--		

	A	B	C	D	E	F
43			Turkey	--	--	
44			Uganda		--	
45			Ukraine		--	
46			United Kingdom and Overseas Territories	--		
47			United States of America	--	--	
48			Zimbabwe	--		
49			Total	185	175	35
50		First Fund Ventures Inc	Malaysia		--	
51			Taiwan		--	--
52			Total		--	--
53		Golden Triangle Angel Network	Iran	5		
54			Total	5		
55		Keiretsu Forum Canada	Bangladesh	--		
56			Cambodia		--	
57			Egypt		--	
58			Ethiopia		--	
59			Hong Kong SAR	5		--
60			India	45	15	
61			Iran	35	25	10
62			Kazakhstan	--		
63			Lebanon	--		
64			Malaysia	--		
65			Mexico	--		--
66			Nigeria	10	10	
67			Pakistan	5	5	
68			People's Republic of China	10	25	
69			Peru	--		
70			Philippines		--	
71			Republic of Indonesia		--	
72			Republic of South Africa	--	--	
73			Russia		--	
74			Socialist Republic of Vietnam	40	20	--
75			St. Kitts-Nevis		--	
76			Syria	--		
77			Taiwan	--	5	
78			Thailand		--	
79			Trinidad and Tobago, Republic of		--	
80			Turkey	20	10	--
81			United Kingdom and Overseas Territories	--		
82			United States of America	--	--	
83			Uzbekistan	--	--	
84			Total	195	130	15
85		Roseview Global Incubator Ltd	Democratic Republic of Sudan	--	--	
86			Egypt	--	--	
87			India	--	10	

	A	B	C	D	E	F
88			Iran	--	--	
89			Jordan	--	--	
90			Pakistan		--	
91			People's Republic of China		--	
92			Philippines		--	
93			Socialist Republic of Vietnam		--	
94			Total	5	25	
95		Techstars Canada	India	--		
96			Iran	--		
97			Nigeria		--	--
98			Pakistan		--	
99			Turkey	--		
100			Total	--	--	--
101		Think8 Global Institute	People's Republic of China		--	
102			Total		--	
103		VANTEC ANGEL NETWORK INC	Algeria	--	--	
104			Bangladesh	15	5	--
105			Botswana, Republic of	--		
106			Democratic Republic of Sudan	--	--	
107			Dominica	--	--	
108			Egypt	15	10	
109			Eritrea		--	
110			Ethiopia		--	
111			Hong Kong SAR	5		
112			India	150	170	20
113			Iran	40	55	40
114			Iraq	5	--	--
115			Japan	10	10	
116			Jordan	20	10	--
117			Kenya		--	
118			Lebanon	--	--	5
119			Macedonia		--	
120			Malaysia	--		
121			Morocco		--	
122			Nigeria	--	--	--
123			Pakistan	50	90	5
124			Palestinian Authority (Gaza/West Bank)	10	--	
125			People's Republic of China	5	45	--
126			Philippines	--	--	--
127			Russia	--	--	
128			Singapore	--	--	
129			Socialist Republic of Vietnam	10		
130			Sri Lanka	--	5	--
131			St. Kitts-Nevis		--	
132			Stateless	--	--	

	A	B	C	D	E	F
133			Syria	--	--	--
134			Taiwan	--	--	--
135			Trinidad and Tobago, Republic of	--	--	--
136			Tunisia	--	--	--
137			Turkey	--	--	--
138			United Arab Emirates	--	--	--
139			United Kingdom and Overseas Territories	--	--	--
140			United Republic of Tanzania	--	--	--
141			United States of America	--	--	--
142			Uzbekistan	--	--	--
143			Yemen, Republic of	--	--	--
144			Total	365	450	90
145		YORK ANGELS INVESTORS INC	Bangladesh		--	--
146			India	5	35	--
147			Iran		5	--
148			Lebanon		--	--
149			Nigeria		5	--
150			Pakistan		35	--
151			People's Republic of China		5	--
152			Sri Lanka		--	--
153			Syria		--	--
154			Taiwan		--	--
155			Thailand		--	--
156			Yemen, Republic of		--	--
157			Total	5	100	145
158		Total		765	890	145
159	Business Incubator	Alberta Agriculture and Forestry Food Processing Development Centre	India	--	--	--
160			Total	--	--	--
161		Biomedical Commercialization Canada Inc	Algeria		--	--
162			Australia	--	--	--
163			Bangladesh		--	--
164			Brazil	5	--	--
165			Congo, Democratic Republic of the		--	--
166			Democratic Republic of Sudan		--	--
167			Egypt	--	--	--
168			Ghana	--	--	--
169			Hong Kong SAR	10	--	--
170			India	35	40	15
171			Iran	220	95	85
172			Iraq	--	--	--
173			Japan		--	--
174			Jordan	--	--	--
175			Korea, Republic of	--	--	--
176			Lebanon	--	5	--
177			Malaysia		--	--

	A	B	C	D	E	F
178			Nepal	--		
179			Nigeria	--		
180			Pakistan	5	25	
181			Palestinian Authority (Gaza/West Bank)	--		
182			People's Republic of China	20	25	10
183			Philippines	--		
184			Republic of South Africa	--	--	
185			Russia			--
186			Socialist Republic of Vietnam	10	10	--
187			Sri Lanka	--	--	
188			St. Kitts-Nevis			--
189			Syria	--	--	
190			Taiwan	--		
191			Tajikistan	--		
192			Thailand	--		
193			United Kingdom and Overseas Territories	--		
194			United States of America			--
195			Total	340	225	125
196		Brilliant Catalyst	Bangladesh	--	--	
197			Brazil	--	10	
198			India		5	
199			Iran	10	30	
200			Jordan	--		
201			Lebanon		--	
202			Nigeria		5	
203			Pakistan		5	
204			People's Republic of China	5	45	
205			Taiwan		--	
206			Thailand	5	15	
207			Total	25	125	
208		Calgary Technologies Inc	People's Republic of China	--		
209			Total	--		
210		Creative Destruction Lab	Federal Republic of Germany	--		
211			India	--		
212			Iran	--		
213			Total	10		
214		DMZ Ventures	Iran		--	
215			Total		--	
216		Empowered Startups Ltd	Colombia	--		
217			Egypt			--
218			Federal Republic of Germany	--		
219			France	--		
220			Hong Kong SAR	55	--	--
221			India	35	55	10
222			Iran	--	5	--

	A	B	C	D	E	F
223			Italy	--		
224			Kazakhstan		--	
225			Mexico	--		
226			Nigeria	10	--	
227			Pakistan	--	--	--
228			People's Republic of China	5	5	
229			Philippines	10		--
230			Republic of South Africa	--		
231			Socialist Republic of Vietnam	45	10	--
232			Syria			--
233			Taiwan	5	--	
234			United Kingdom and Overseas Territories	10		
235			Total	190	90	20
236		EXTREME INNOVATIONS	People's Republic of China	--		
237			Total	--		
238		Genesis Group Inc	Belgium		--	
239			India	--		
240			Iran	--		
241			Nepal	--	--	
242			Pakistan		--	
243			United Kingdom and Overseas Territories	--		
244			Total	5	5	
245		INNOVACORP	Hong Kong SAR			--
246			India	--		--
247			Iran	--		
248			Korea, Republic of	--		
249			People's Republic of China	5		
250			Saudi Arabia	--		
251			Total	20		--
252		Innovate Eastman formally North Forge East	Bangladesh		5	
253			Hong Kong SAR		--	
254			India	--	10	--
255			Iran	5	45	
256			Japan		--	
257			Pakistan		--	
258			People's Republic of China	--	20	
259			Russia		--	
260			Socialist Republic of Vietnam		10	
261			United Kingdom and Overseas Territories	--		
262			Total	10	95	--
263		Innovation Cluster Peterborough and the Kawarthas	Egypt	--	--	
264			Hong Kong SAR	--		
265			India	5	--	--
266			Iran	20	10	--
267			Kazakhstan	--		

	A	B	C	D	E	F
268			Kyrgyzstan	--		
269			Nigeria		--	--
270			People's Republic of China		--	
271			Total	35	15	5
272		Interactive Niagara Media Cluster oa Innovate Niagara	India	--		
273			Total	--		
274		INTRINSIC INNOVATIONS	India		--	
275			People's Republic of China		5	
276			Total		5	
277		ISM ARTS AND CULTURE LTD	Mexico		--	
278			Total		--	
279		Latam Startups	Brazil	10	--	--
280			Colombia	--		
281			India	10		--
282			Mexico	--		--
283			Peru	--		
284			Poland	--		
285			Turkey	--		
286			Total	30	--	--
287		Launch Academy	Australia			--
288			Colombia	--		
289			Democratic Republic of Sudan	--		
290			Hong Kong SAR	--	--	
291			India	20	--	
292			Iran	10		
293			Korea, Republic of	--		
294			Mexico	--	--	
295			Nigeria	--	--	
296			People's Republic of China	5	--	--
297			Philippines	--		
298			Russia		--	
299			Thailand	--		
300			United Kingdom and Overseas Territories	--		
301			United States of America	--		
302			Zimbabwe	--		
303			Total	55	10	--
304		LAUNCH ACADEMY	People's Republic of China		--	
305			Total		--	
306		LaunchPad PEI Inc	India	--		
307			Republic of South Africa	--		
308			Total	--		
309		Manitoba Technology Accelerator	Algeria		--	
310			Bangladesh	--	--	
311			Democratic Republic of Sudan		--	
312			Egypt		--	

	A	B	C	D	E	F
313			Federal Republic of Cameroon	--		
314			Hong Kong SAR	5		
315			India	20	15	5
316			Iran	45	25	30
317			Iraq	--	--	
318			Jordan	--	--	
319			Korea, Republic of	--	--	
320			Lebanon	--	5	--
321			Malaysia	--	--	
322			Nigeria	5	--	
323			Pakistan	--	15	--
324			Palestinian Authority (Gaza/West Bank)	--	--	--
325			People's Republic of China	--	10	--
326			Socialist Republic of Vietnam	--	--	
327			Switzerland	--	--	
328			Syria	--	--	
329			Taiwan	--	--	
330			Thailand	--	--	
331			United Kingdom and Overseas Territories	--	--	
332			Total	100	90	40
333		NEXT Canada	Brazil	--	--	--
334			France	--	--	
335			Russia	--	--	
336			Total	--	--	--
337		North Forge Technology Exchange	Bangladesh	--	--	
338			Egypt	--	5	
339			Hong Kong SAR	--	--	
340			Iran	--	10	
341			Japan	--	--	
342			Kazakhstan	--	--	
343			Nigeria	--	--	
344			Pakistan	--	--	
345			People's Republic of China	10	--	--
346			Russia	--	--	
347			United Kingdom and Overseas Territories	--	--	
348			Yemen, Republic of	--	--	
349			Total	15	30	--
350		Pacific Technology Ventures LTD	Democratic Republic of Sudan	--	--	
351			India	--	--	
352			Iraq	--	--	
353			People's Republic of China	--	--	
354			Russia	--	--	
355			Taiwan	--	--	
356			United States of America	--	--	
357			Total	--	10	

	A	B	C	D	E	F	
358		PLANET HATCH	Bangladesh		--		
359			Brazil	--	--		
360			India	--	--	--	
361			Iran	5			
362			Luxembourg		--		
363			Nigeria	--			
364			Pakistan	--			
365			Turkey	--			
366			Total	10	5	--	
367			Platform Calgary	India	--	--	
368				Nigeria	--		--
369		People's Republic of China		--	5		
370		Total	10	10	--		
371		Pycap Inc	Argentina	--			
372			Armenia	--			
373			Egypt	--	--		
374			Georgia		--		
375			Hong Kong SAR	--	--	--	
376			India	40	20		
377			Iran	10	65	5	
378			Jordan	--	--		
379			Korea, Republic of		--		
380			Lebanon	--			
381			Pakistan	--	--		
382			People's Republic of China	10	25	--	
383			Republic of South Africa	5	--		
384			Socialist Republic of Vietnam	5	10		
385			Sri Lanka	--			
386			St. Kitts-Nevis		--		
387			Trinidad and Tobago, Republic of	--			
388			Turkey	--	5		
389			United Kingdom and Overseas Territories	--			
390		United States of America	--				
391		Yemen, Republic of	--				
392		Total	95	140	5		
393		RED LEAF CAPITAL CORP	Bangladesh		--		
394			Iran		10		
395			People's Republic of China		10		
396			Singapore		--		
397		Total		20			
398		Spark Commercialization and Innovation Centre	Brazil	--			
399			Hong Kong SAR	15			
400			India	10			
401			Iran	195	35	35	
402			Iraq	--			

	A	B	C	D	E	F
403			Japan	--		
404			Libya	--		
405			Malaysia	--		
406			Nigeria	5	--	
407			Pakistan		--	
408			People's Republic of China	30	5	
409			Portugal	--		
410			Socialist Republic of Vietnam	55	5	
411			Taiwan	5		
412			Thailand	--		
413			Turkey	--	--	
414			Total	330	50	35
415		Spring Activator Inc	Argentina			--
416			Bangladesh	--	--	
417			Cambodia		--	
418			Colombia		--	
419			Egypt	--		--
420			El Salvador	--		
421			France	--	--	
422			Hong Kong SAR	5	--	
423			India	10		
424			Iran	15		
425			Italy	--		
426			Jordan	--	--	
427			Korea, Republic of	5	5	5
428			Mexico	--	5	
429			Nigeria	5	--	--
430			Pakistan	--	--	
431			People's Republic of China	--	10	
432			Peru	--		
433			Republic of South Africa	--		
434			Russia	--		--
435			Socialist Republic of Vietnam	10	10	
436			Taiwan	5	--	
437			Thailand	--	--	
438			United Kingdom and Overseas Territories	--		
439			United States of America	--		
440			Total	85	40	10
441		The Alacrity Foundation of BC	Hong Kong SAR	5		
442			India			--
443			Korea, Republic of			--
444			Nigeria	--		
445			People's Republic of China	5	--	10
446			Portugal	--		
447			United States of America			--

	A	B	C	D	E	F
448			Total	20	--	15
449		THE DMZ AT TORONTO METROPOLITAN	Brazil	--	--	
450			India		--	
451			Iran		25	
452			Israel	--		
453			Total	--	30	
454		THE DMZ AT TORONTO METROPOLITAN UNIVERSITY	Iceland		--	
455			Total		--	
456		TORONTO BUISNESS DEVELOPMENT CENTRE	Hong Kong SAR	--		
457			India	10	5	
458			Iran	--		--
459			Lithuania	--		
460			Pakistan			--
461			People's Republic of China	--	--	--
462			Turkey	--		
463			United Kingdom and Overseas Territories			--
464			Total	20	10	--
465		Toronto Business Development Centre	Brazil	--		
466			Egypt	--		
467			Hong Kong SAR			--
468			India	55	20	5
469			Iran	25	5	--
470			Jordan	--	--	
471			Kazakhstan			--
472			Lebanon		--	
473			Malta	--		
474			Morocco	--		
475			Pakistan	--		--
476			People's Republic of China	10	--	--
477			Romania	--		
478			Socialist Republic of Vietnam	--		
479			Stateless		--	
480			United States of America	--	--	
481			Yemen, Republic of	--		
482			Total	100	30	10
483		Treefrog	Democratic Republic of Sudan	--	--	
484			Hong Kong SAR		--	
485			India	--	--	
486			Iran		5	
487			People's Republic of China		--	
488			Philippines		--	
489			Socialist Republic of Vietnam		--	
490			Sri Lanka		--	
491			Total	--	20	
492		VIATEC	Iran	10	10	--

	A	B	C	D	E	F
493			Pakistan	--		--
494			People's Republic of China			--
495			Philippines	--		
496			United Kingdom and Overseas Territories	--		
497			United States of America		--	
498			Total	15	10	5
499		Waterloo Accelerator Centre	Brazil	--		
500			Iran		--	--
501			Pakistan	5		
502			People's Republic of China	10	10	--
503			Republic of South Africa		--	
504			Total	15	10	--
505		York Entrepreneurship Development Institute	Armenia		--	
506			Bangladesh		--	
507			Belarus	--	--	
508			Brazil		--	
509			Cambodia		--	
510			Egypt	--		
511			Federal Republic of Germany	--		--
512			Hong Kong SAR	15		5
513			India	5	5	--
514			Iran	65	10	25
515			Israel	--		
516			Jamaica		--	
517			Jordan	--	--	
518			Kazakhstan	--		
519			Kyrgyzstan		5	
520			Malaysia			--
521			Myanmar (Burma)		--	
522			Nigeria	10	10	
523			Pakistan		--	
524			People's Republic of China	25	15	5
525			Russia	10	25	--
526			Singapore			--
527			Socialist Republic of Vietnam	20	--	--
528			Sri Lanka		--	
529			Stateless	--		
530			Taiwan		--	
531			Ukraine	5	--	--
532			Total	165	90	45
533		Total		1,710	1,170	355
534	Venture Capital Funds	7 Gate Ventures Corporation	Iran	15	--	5
535			Total	15	--	5
536		ALT VENTURES	Egypt		--	
537			Hong Kong SAR		--	

	A	B	C	D	E	F
538			India		--	
539			Jordan		--	
540			Lebanon		--	
541			Pakistan		--	
542			People's Republic of China		30	
543			Socialist Republic of Vietnam		15	
544			Taiwan		5	
545			Total		65	
546		APEX INNOVATIVE INVESTMENTS VENTURES LTD	Bangladesh		--	
547			Egypt		--	
548			India		--	
549			Iran		85	--
550			Jordan		--	
551			Lebanon		--	
552			Nigeria		5	
553			People's Republic of China		--	
554			United States of America		--	
555			Zambia		--	
556			Total		105	--
557		Arete Pacific Tech Ventures VCC Corp	Bangladesh		5	
558			Democratic Republic of Sudan	--		
559			Dominica	--		
560			Hong Kong SAR		--	--
561			India	15		--
562			Iran	5	50	5
563			Jordan	--		--
564			Lebanon			--
565			Nigeria		5	--
566			Pakistan	--	15	
567			People's Republic of China		10	
568			Philippines	5		
569			Republic of South Africa			--
570			Sierra Leone		--	
571			Socialist Republic of Vietnam	--	20	
572			Sri Lanka	--		
573			St. Kitts-Nevis	--		
574			Taiwan	10	15	--
575			Uganda		--	
576			Vanuatu			--
577			Yemen, Republic of	--		
578			Total	50	125	20
579		INNOVATION FACTORY	Bangladesh		5	
580			Grenada		--	
581			India		10	
582			Iran		25	

	A	B	C	D	E	F
583			Jordan		--	
584			Korea, Republic of		--	
585			People's Republic of China		--	
586			Republic of South Africa		--	
587			Russia		--	
588			Socialist Republic of Vietnam		--	
589			Total		50	
590		INP CAPITAL	People's Republic of China		--	
591			Total		--	
592		Intrinsic Venture Capital Inc	Bangladesh	5	5	
593			India		--	
594			Japan		--	
595			Korea, Republic of	--		
596			People's Republic of China	10	40	
597			Socialist Republic of Vietnam		5	
598			Total	20	55	
599		PYCAP INC	Lebanon	--		
600			Total	--		
601		Top Renergy Inc	People's Republic of China	--		
602			Total	--		
603		WHITEHAVEN VENTURE INC	Bangladesh		--	
604			Congo, Democratic Republic of the		--	
605			India		5	
606			Pakistan		--	
607			People's Republic of China		5	
608			United States of America		--	
609			Total		15	
610		York Entrepreneurship Development Institute - Venture Capital Fund	Iran		--	
611			Total		--	
612		Total		85	425	30
613	Total			2,565	2,485	530
614	*Includes the following Organization Types: Angel Investor Network, Business Incubator, and Venture Capital Funds. Please note one application may be linked to more than one organization.					
615						
616	Data compiled by OPP-DART					
617	Source: Cognos (CBR) as of July 30, 2025					
618	Data is operational and subject to change.					
619	For approval to release this report externally, please contact the Data Protocol Unit (DPU)					



	A	B	C	D	E	F	G	H	I	J	K	L	M
1													
2													
3													
4													
5	Permanent Resident Applications Received, Approved and Refused between January 1, 2023 and June 30, 2025 under the Start-Up Business Immigration Category, Country of Citizenship (in Persons)					Permanent Resident Applications Received, Approved and Refused between January 1, 2023 and June 30, 2025 under the Start-Up Business Immigration Category, Country of Citizenship (in Cases)							
6	Country of Citizenship	Received	Approved	Refused		Country of Citizenship	Received	Approved	Refused				
7	Grand Total	8,225	8,615	1,690		Grand Total	2,430	2,540	520				
8	Albania		--			Algeria	--	--					
9	Algeria	10	5			Angola	--						
10	Angola	--				Argentina		--	--				
11	Argentina		--	15		Armenia	--	--					
12	Armenia	10	--			Australia	--	--	--				
13	Australia	--	--	5		Bangladesh	60	35	--				
14	Azerbaijan	--				Belarus	--	--					
15	Bahrain		--			Belgium	--						
16	Bangladesh	210	125	10		Botswana, Republic of		--					
17	Belarus	--	--			Brazil	15	30	--				
18	Belgium	--	--			Cambodia	10						
19	Botswana, Republic of		--			Colombia	--	5					
20	Brazil	50	100	--		Congo, Democratic Republic of the	--		--				
21	Cambodia	35				Democratic Republic of Sudan	10	5	--				
22	Colombia	15	15			Dominica	--	--					
23	Congo, Democratic Republic of the	10		--		Egypt	30	25	5				
24	Democratic Republic of Sudan	45	30	--		El Salvador		--					
25	Dominica	5	15			Eritrea	--						
26	Ecuador	--				Ethiopia	--						
27	Egypt	120	100	15		Federal Republic of Cameroon		--					
28	El Salvador		--			Federal Republic of Germany	--	--	--				
29	Eritrea	5				France	--	--					
30	Ethiopia	10				Georgia	--						
31	Federal Republic of Cameroon	--	--			Ghana		--					
32	Federal Republic of Germany	--	5	--		Grenada	--						
33	France	--	5			Hong Kong SAR	15	175	25				
34	Georgia	5				Iceland	--						
35	Ghana		--			India	455	520	80				
36	Grenada	5				Iran	625	755	240				
37	Hong Kong SAR	60	630	95		Iraq	5	10	--				
38	Hungary		--			Israel	--	--					
39	Iceland	--				Italy		--					
40	India	1,560	1,740	250		Jamaica	--						
41	Iran	1,805	2,250	730		Japan	15	10					
42	Iraq	20	40	--		Jordan	20	40	5				



	A	B	C	D	E	F	G	H	I	J	K	L	M
43	Israel	5	5			Kazakhstan	5	5	--				
44	Italy		15			Kenya	--						
45	Jamaica	10				Korea, Republic of	10	20	10				
46	Japan	45	30			Kyrgyzstan	5	--					
47	Jordan	95	175	30		Lebanon	20	15	10				
48	Kazakhstan	15	25	--		Libya		--					
49	Kenya	15				Lithuania		--					
50	Korea, Republic of	30	55	25		Luxembourg	--						
51	Kyrgyzstan	15	--			Macedonia	--						
52	Lebanon	65	55	30		Malaysia	5	5	--				
53	Libya		5			Malta		--					
54	Lithuania		15			Mexico	10	15	5				
55	Luxembourg	5				Morocco	--	--					
56	Macedonia	--				Myanmar (Burma)	--						
57	Malaysia	15	15	5		Nepal	--	--					
58	Malta		--			Nigeria	90	60	15				
59	Mexico	20	45	20		Pakistan	220	90	15				
60	Morocco	--	--			Palestinian Authority (Gaza/West Bank)	--	10	--				
61	Myanmar (Burma)	--				Peoples Republic of Benin	--						
62	Namibia	--				People's Republic of China	410	205	40				
63	Nepal	5	5			Peru		--					
64	New Zealand		--			Philippines	15	30	--				
65	Nigeria	360	255	60		Poland		--					
66	Pakistan	945	395	60		Portugal		--					
67	Palestinian Authority (Gaza/West Bank)	10	40	10		Republic of Indonesia	--						
68	Peoples Republic of Benin	5				Republic of Ivory Coast		--					
69	People's Republic of China	1,170	610	110		Republic of South Africa	10	10	--				
70	Peru		10			Romania		--					
71	Philippines	65	110	10		Russia	40	15	5				
72	Poland		5			Rwanda	--						
73	Portugal		5	--		Saudi Arabia		--					
74	Republic of Indonesia	--	--			Senegal		--					
75	Republic of Ireland	--				Sierra Leone	--						
76	Republic of Ivory Coast		5			Singapore	--	--	--				
77	Republic of Palau	--				Socialist Republic of Vietnam	140	245	15				
78	Republic of South Africa	30	45	10		Sri Lanka	15	5	--				
79	Romania		--			St. Kitts-Nevis	--	--	--				
80	Russia	125	40	20		Stateless	--	--					
81	Rwanda	--				Switzerland	--						
82	Saudi Arabia	--	5			Syria	10	5	--				
83	Senegal		--			Taiwan	45	35	--				
84	Sierra Leone	--				Tajikistan		--					
85	Singapore	5	--	--		Thailand	15	15					
86	Socialist Republic of Vietnam	545	950	65		Trinidad and Tobago, Republic of	--	--					
87	Sri Lanka	50	25	10		Tunisia	--	--					



	A	B	C	D	E	F	G	H	I	J	K	L	M
88	St. Kitts-Nevis	15	--	5		Turkey	20	35	--				
89	Stateless	--	10			Uganda	--						
90	Switzerland	5				Ukraine	--	5	--				
91	Syria	40	15	15		United Arab Emirates	--	--					
92	Taiwan	150	85	10		United Kingdom and Overseas Territories		30	--				
93	Tajikistan		--			United Republic of Tanzania	--						
94	Thailand	60	50			United States of America	10	10	--				
95	Trinidad and Tobago, Republic of	5	5			Uzbekistan	--	--					
96	Tunisia	--	--			Vanuatu			--				
97	Turkey	55	110	5		Yemen, Republic of	--	5					
98	Uganda	20				Zambia	--						
99	Ukraine	10	15	--		Zimbabwe		--					
100	United Arab Emirates	--	--										
101	United Kingdom and Overseas Territories	5	75	5									
102	United Republic of Tanzania	10											
103	United States of America	130	125	20									
104	Unspecified	5	--										
105	Uzbekistan	5	20										
106	Vanuatu			--									
107	Venezuela			--									
108	Yemen, Republic of	15	40										
109	Zambia	--											
110	Zimbabwe		10										
111													
112													
113													
114	Please note that all values between 0 and 5 are shown as "--". This is done to prevent individuals from being identified when IRCC data is compiled and compared to other publicly available statistics. All other values are rounded to the closest multiple of 5												
115	for the same reason; as a result of rounding, data may not sum to the totals indicated.												
116													
117	Tables do not include Organization ID												
118													
119													
120													
121	Requestor:												
122	Tracking Number: OPP-DART-2025-33875												
123	Data source & Date: IRCC-EDW (CBR) - Refreshed July 30, 2025												
124	Data is operational and subject to change												
125													
126	Please note that data more recent than June 30, 2025 have not been publicly released.												



Permanent Resident Applications in Processing Inventory as of July 30, 2025 under the Start-Up Business Immigration Category (in Cases)

Organization Sub Type/ Received Year	Pending Final Decision	Pending Selection Decision	Grand Total
Angel Investor Network	970	535	1,505
2020	65	10	80
2021	250	40	290
2022	315	95	415
2023	240	110	350
2024	100	270	370
2025	--	--	--
Business Incubator	1,400	2,245	3,645
2019	5		5
2020	155	50	205
2021	485	295	780
2022	495	1,020	1,515
2023	195	680	875
2024	65	190	255
2025	--	--	--
Venture Capital Funds	205	270	475
2020	--		--
2021	25	--	25
2022	80	5	90
2023	70	60	130
2024	25	200	230
Grand Total	2,575	3,045	5,620

Permanent Resident Applications in Processing Inventory as of July 30, 2025 under the Start-Up Business Immigration Category (in Persons)

Organization Sub Type/ Received Year	Pending Final Decision	Pending Selection Decision	Grand Total
Angel Investor Network	3,550	1,870	5,420
2020	210	35	245
2021	865	125	990
2022	1,205	335	1,540
2023	885	400	1,285
2024	385	970	1,355
2025	0	5	5
Business Incubator	4,495	6,925	11,415
2019	20	0	20
2020	510	160	670
2021	1,550	925	2,475
2022	1,570	3,115	4,680
2023	650	2,095	2,740
2024	195	630	825
2025	0	--	--
Venture Capital Funds	730	915	1,645
2020	--		--
2021	70	--	75
2022	305	25	330
2023	255	200	450
2024	100	690	790
Grand Total	8,770	9,710	18,485

Please note that all values between 0 and 5 are shown as "--". This is done to prevent individuals from being identified when IRCC data is compiled and compared to other publicly available statistics. All other values are rounded to the closest multiple of 5 for the same reason; as a result of rounding, data may not sum to the totals indicated.

*Includes the following Organization Types: Angel Investor Network, Business Incubator, and Venture Capital Funds. Please note one application may be linked to more than one organization.

Data compiled by OPP-DART-2025-33875

Source: Cognos (CBR) as of July 24, 2025

Data is operational and subject to change.

For approval to release this report externally, please contact the Data Protocol Unit (DPU)



Permanent Resident Applications in Processing Inventory as of July 30, 2025 under the Start-Up Business Immigration Category (in Cases)

Application Received Date	Pending Final Decision	Pending Selection Decision	Grand Total
2019	5		5
2020	220	65	285
2021	740	325	1,065
2022	855	1,060	1,915
2023	500	820	1,320
2024	195	645	840
2025		--	--
Grand Total	2,510	2,925	5,435

Permanent Resident Applications in Processing Inventory as of July 30, 2025 under the Start-Up Business Immigration Category (in Persons)

Application Received Date	Pending Final Decision	Pending Selection Decision	Grand Total
2019	21		21
2020	726	194	920
2021	2,420	1,025	3,445
2022	2,961	3,294	6,255
2023	1,768	2,589	4,357
2024	677	2,214	2,891
2025		8	8
Grand Total	8,573	9,324	17,897

Please note that all values between 0 and 5 are shown as "--". This is done to prevent individuals from being identified when IRCC data is compiled and compared to other publicly available statistics. All other values are rounded to the closest multiple of 5 for the same reason; as a result of rounding, data may not sum to the totals indicated.

Tables do not include Organization ID

Requestor:

Tracking Number: OPP-DART-2025-33875

Data source & Date: IRCC-EDW (CBR) - Refreshed July 30, 2025

Data is operational and subject to change

Please note that data more recent than June 30, 2025 have not been publicly released.